

The University of Barcelona in figures



October 2015



UNIVERSITAT DE
BARCELONA



UNIVERSITAT DE BARCELONA

The University of Barcelona, founded in the year 1450, has a demonstrably dynamic, critical, constructive and humanist character that places it alongside the leading centres of education, science and critical thought in Spain and the world.

This prestige is reflected in the size of the student community, which numbers around 65,000, and in the demand for places, which regularly exceeds availability. As a generalist university, the UB offers quality teaching across each of the principal branches of knowledge: humanities, health sciences, social sciences, experimental sciences and engineering. In the academic year 2014-2015, students were distributed across 67 bachelor's degrees, 141 university master's degrees, 48 doctoral programmes, over 700 postgraduate courses and some 400 on-site and distance lifelong learning courses, in addition to a selection of massive open online courses, or MOOCs.

In the area of research, the UB has opened its new Humanities and Social Science Park and coordinates the Spanish node of EIT Health, the European Institute of Knowledge and Technology's knowledge and innovation community (KIC) for healthy living and active ageing, which aims to strengthen the work of the HUBc health sciences campus.

These actions, together with participation in networks such as the League of European Research Universities (LERU), the coordina-

tion of the Arab-Euro Conference on Higher Education (AECHE), and the creation of strategic alliances with partners including the University of Montpellier and the Complutense University of Madrid, consolidate institutional policies on research, teaching quality, knowledge transfer and internationalization. The combination of these factors has enabled the UB to maintain its position among the highest-placed Spanish universities in major international rankings.

The figures presented here summarize the UB's actions and activities over the last academic year in the areas of teaching, research, innovation, internationalization and mobility.



Dídac Ramírez
Rector

Course offerings 2014-2015

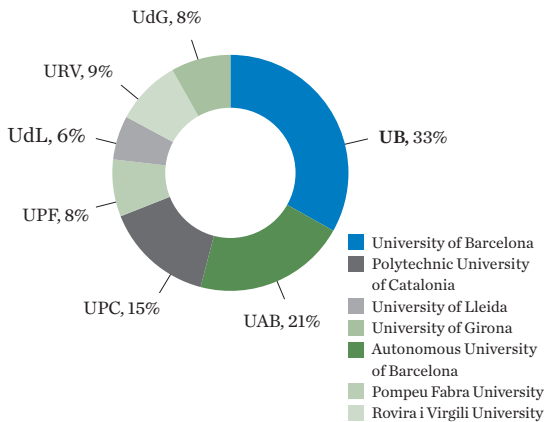
- 67 bachelor's degrees
- 141 university master's degrees
- 48 doctoral programmes
- 654 master and postgraduate courses
- 97 university extension courses
- 599 lifelong learning courses (IL3)
 - 1 pre-EHEA degree
 - 8 bachelor's degrees and 6 university master's degrees taught at **UB-affiliated centres**
 - 7 university master's degrees and 2 **Erasmus Mundus** doctoral programmes



For the academic year **2015-2016**, a total of **71 bachelor's degrees**, **148 university master's degrees** and **48 doctoral programmes** have been approved

For the **academic year 2015-2016**, 15,502 students have chosen the UB as their **first option**. This figure represents 32% of first-choice applications in the Catalan public university system and gives a **demand ratio** for places of 1.4

New bachelor's degree students in face-to-face courses in the Catalan public university system (2014-2015)



17 faculties and **1 university school**
106 departments
676,153 sq m of constructed area
17 libraries
7 affiliated centres (8 during 2015-2016)

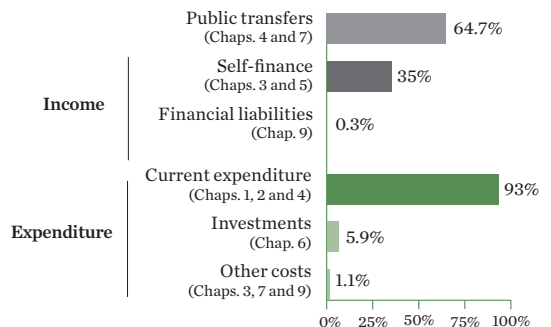
5,311 teachers and researchers
206 contracted research doctors
2,283 administrative and service staff

62,702,535 euros generated by research and technology transfer
367,065,909 euros budgeted for 2015

Students 2014-2015

44,420 bachelor's degree and **pre-EHEA** students
4,865 university master's degree students
5,431 doctoral students
10,927 postgraduate students (provisional data)

Budget for 2015



10,126 graduates of bachelor's degrees, pre-EHEA degrees and university master's degrees in 2013-2014 and **755 doctoral theses** read

The UB has **agreements** with 82 of the **top 200 universities in the world** (*Times Higher Education Supplement*)

The UB currently has **19 subject chairs**

Students

	2012-2013	2013-2014	2014-2015	% women
New bachelor's degree and pre-EHEA degree students	10,730	10,746	10,418	60.1
Bachelor's degree and pre-EHEA degree students	46,449	45,336	44,420	61.1
Full-time-equivalent bachelor's degree and pre-EHEA degree/diploma students	38,807	39,077	38,363	61.8
Bachelor's degree and pre-EHEA degree/diploma graduates	7,439	7,582	7,624 ¹	65.4
New university master's degree students	3,117	3,011	3,417	62.4
University master's degree students	4,878	4,791	4,865	62.7
Full-time-equivalent master's degree students	3,444	3,106	3,664	62.4
University master's degree graduates	2,661	2,544	2,657 ¹	65.0
Master and postgraduate students (UB-specific courses)	7,783	7,697	8,668 ¹	71.1
University extension students	1,146	1,726	2,259 ¹	64.4
Lifelong learning students (IL3)	11,610	16,433	14,696	70.8
Students at UB-affiliated centres (pre-EHEA degrees and diplomas, bachelor's degrees and university master's degrees)	3,241	3,251	3,707	55.2
Students in non-curricular placements	2,272	2,992	3,178 ¹	n.d.

¹ Provisional data

Additional training	2014-2015	% women
School of Modern Languages	5,331	61.3
Hispanic Studies: language courses	1,768	78.8
University of Experience	929	67.0
Summer courses - Els Juliols	1,168	61.8
Gaudir UB courses	397	71.3

Other students	2014-2015	% women
Language Services (SL): Catalan courses	1,103	67.2
Institute of Education Sciences (ICE)	8,602	73.3
Courses for Senior Citizens (AUGG)	3,877	80.0

Teaching improvement and innovation

	2014-2015
Teaching innovation	
Consolidated teaching innovation groups	71
Teaching innovation groups	26
Funded teaching innovation projects	55
% teaching and research staff participating in ICE training courses	56.5

The UB brings together students of **122 nationalities**

International students under exchange agreements



Internationalization

	2014-2015
Agreements with universities and other institutions outside Spain	2,856
Official representations overseas	3
International students	9,662 ¹
International teaching staff	179

¹ Provisional data

Virtual Campus

	2014
Users	65,416
Accesses	14,663,484
Teaching material available in electronic format (bachelor's and university master's degree subjects)	1.08

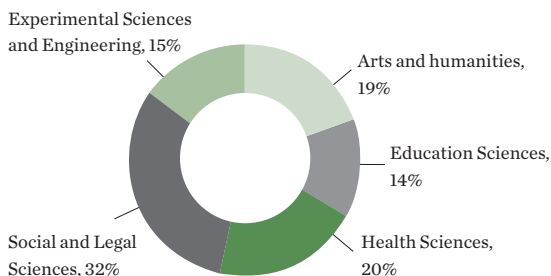
Faculties and university school

	Bachelor's degrees and pre-EHEA degrees/diplomas					University master's degrees				PDI ¹
	Course offerings ¹	New students	Total students	Full-time-equivalent students	Graduates (2013-2014)	Course offerings	New students	Total students	Graduates (2013-2014)	Teaching and research staff ²
UB faculties and university school	60	10,418	44,420	38,363	7,582	135	3,417	4,865	2,544	5,311
Biology	5	596	2,398	2,102	473	12	393	452	337	360
Chemistry	3	351	1,579	1,358	295	9	157	179	73	258
Dentistry	1	120	572	548	113	-	-	-	3	187
Economics and Business	5	1,682	7,800	6,489	1,512	13	274	457	220	580
Education	5	1,509	6,010	5,469	1,083	13	554	709	486	610
Fine Arts	3	422	1,533	1,391	281	6	107	148	86	192
Geography and History	5	757	3,225	2,630	481	9	252	474	199	267
Geology	2	93	373	295	55	4	44	70	43	105
Law	6	1,421	6,054	5,089	1,145	11	357	555	127	361
Library and Information Science	2	138	564	453	84	3	50	81	30	70
Mathematics	2	262	986	707	59	2	5	14	12	102
Medicine	2	307	1,769	1,720	292	7	247	285	236	696
Nursing	2	476	1,955	1,829	362	3	55	117	53	304
Pharmacy	3	541	2,596	2,429	382	10	202	225	167	334
Philology	10	786	3,011	2,633	340	9	178	298	120	309
Philosophy	1	186	690	544	124	6	110	159	73	69
Physics	2	290	1,154	899	102	9	171	247	127	230
Psychology	1	481	2,151	1,777	399	9	261	395	152	275
% women	-	60.1	61.1	61.8	65.3	-	62.4	62.7	60.0	45.5
UB-affiliated centres	8	1,123	3,367	3,062	576	6	292	340	170	209

¹ Includes the UB-specific degree in Private Investigation, taught at the Faculty of Law.

² The total includes 2 lecturers affiliated to the Institute of Education Sciences.

Total students (bachelor's degrees and university master's degrees) by branch of knowledge



The bachelor's degree students gave their teachers an average score of 7.14 and the master's degree students gave their teachers an average score of 7.56

12,765 references to the **UB's scientific activity** in the written press

21 million visits to the UB website in 2014 (over 57,000 visits per day)

The scientific equipment owned by the UB's Science and Technology Centres has a total value of **41.11 million euros**

92 companies based at the Barcelona Science Park

Research and Technology Transfer

	2012	2013	2014
Income generated through competitive and non-competitive research funding (thousands of euros)	56,832	54,724	62,703
Research projects	23,248	19,468	23,070
Other actions	–	–	305
Other grants (UB)	3,134	6,051	7,979
Infrastructure	–	–	186
UB research agreements	2,471	2,229	757
FBG research contracts	9,262	9,133	11,760
Income generated by UB researchers at other institutions ¹	18,716	17,842	18,645

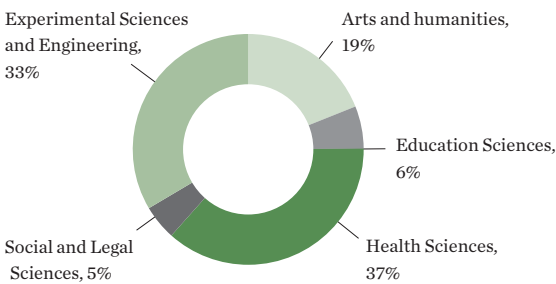
¹This includes income generated by UB researchers for projects registered to the University of Barcelona, the August Pi i Sunyer Biomedical Research Institute (IDIBAPS), the Bellvitge Institute for Biomedical Research (IDIBELL), the Institute for Bioengineering of Catalonia (IBEC), the Catalonia Institute of Energy Research (IREC), the Institute of Biomedical Research (IRB), the Barcelona Science Park Foundation (PCB), the Centre for Ecological Research and Forestry Applications (CREAF) and the Centre for Research in Agricultural Genomics (CRAG).

Research activity	2014
Active research projects	663
FP7 projects	11
Horizon 2020 projects	2
Teaching staff participating in R&D	2,512
Contracted research doctors	206
Postdoctoral researchers	760
Administrative and service staff providing research support	371
Consolidated research groups	301
Emerging research groups	22

Technology and knowledge transfer	2014
New technology-based spin-offs	3
Priority patent applications	16
International patent extensions (PCT)	15
Overseas patent applications	24

Research structures	2014
UB research institutes	12
UB university institutes	2
Research centres and special research centres	11
Research institutes in which the UB participates	10
Inter-university institutes	2
Observatories	10
Documentation centres	3

Doctoral theses read by branch of knowledge (2013-2014)



	2012	2013	2014
Doctoral students	5,240	5,387	5,431
Doctoral theses read	675	755	680 ¹
Scientific publications (ISI)	4,606	4,998	5,180
Patent applications	74	48	55

¹Provisional data

The UB, with 40 award winners currently on its staff, has more recipients of **ICREA Acadèmia** research awards from the Catalan Institute for Research and Advanced Studies than any other Catalan university

The UB Solidarity Foundation manages **6 development cooperation projects** outside Spain

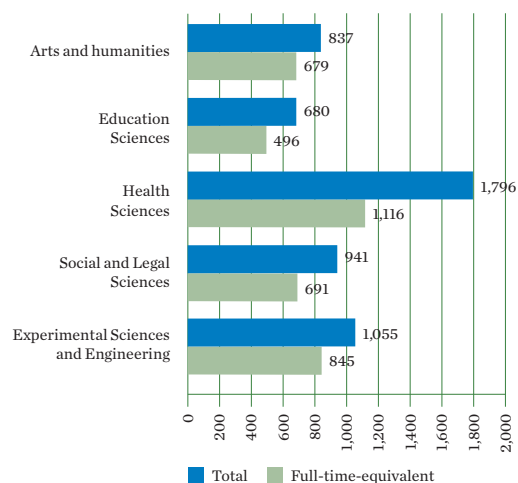
The **Academic Ranking of World Universities** ranks the UB among the **75** leading universities in the world for clinical medicine and pharmacy

Teaching and research staff (PDI)

	2015	% women
Total PDI	5,311	45.5
University professors	529	20.8
University school professors	20	60.0
Tenured university lecturers	1,234	43.8
Tenured university school lecturers	168	51.8
Contracted LOU professors	1	0.0
Tenure-track 2 lecturers	368	48.6
Tenure-track 1 lecturers	142	57.0
Temporary lecturers	15	66.7
Temporary full-time lecturers	76	65.8
Adjunct lecturers	1,837	50.4
Adjunct medical lecturers	526	46.0
Assistant lecturers	3	100.0
Other researchers	155	49.0
Emeritus lecturers (early retirement plan)	174	46.0
Other	63	33.3
Full-time-equivalent PDI	3,828.5	45.5
PDI with permanent affiliation¹	2,396	40.9

¹ This includes lecturers (full professors and tenured lecturers), tenure-track lecturers, university-contracted temporary lecturers and contracted LOU professors.

Teaching and research staff by branch of knowledge (2015)



Administrative and service staff (PAS)

	2015	% women
Total PAS	2,283	64.3
Publicly-contracted PAS	987	81.2
University-contracted PAS	1,296	51.5
PAS/PDI ratio	0.43	

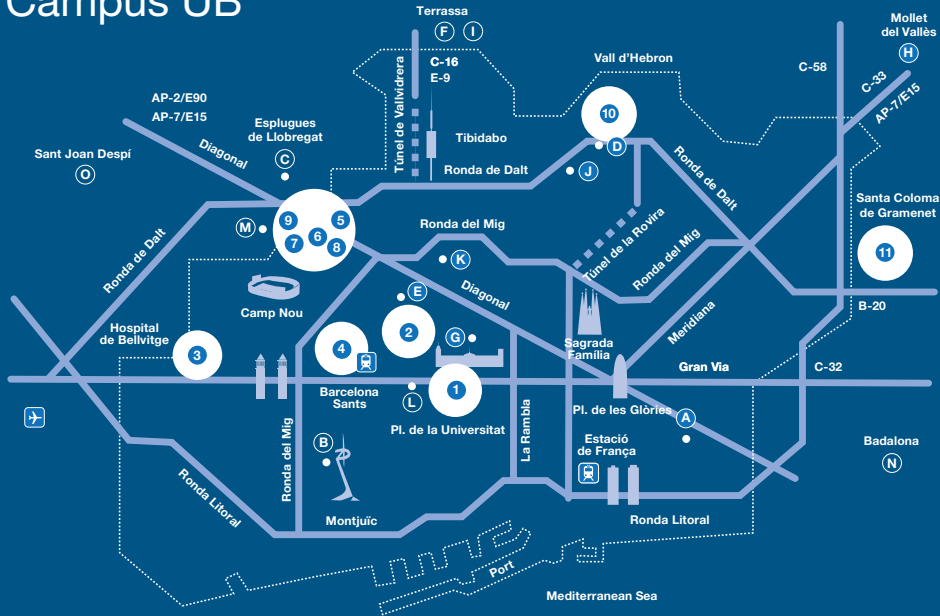
Services and activities

	2014
Library	
Libraries	17
Monographs	1,888,426
Journals and periodicals	62,210
Total loans	888,297
Reading desks	6,055
UB Sports users (subscriptions and competition)	6,561
Grant holders in UB services and faculties	831
Places offered in halls of residence	
UB halls of residence	915
UB-affiliated halls of residence	715
UB Alumni members	5,060

Budget 2015

Income (thousands of euros)	367,065
Chap. 3 Fees and other income	121,279
Chap. 4 Current transfers	225,077
Chap. 5 Additions to capital	7,249
Chap. 7 Capital transfers	12,437
Chap. 9 Financial liabilities	1,023
Expenditure (thousands of euros)	367,065
Chap. 1 Staff costs	265,002
Chap. 2 Acquisition of goods and services	63,818
Chap. 3 Financial costs	1,101
Chap. 4 Current transfers	12,662
Chap. 6 Real investments	21,482
Chap. 7 Capital transfers	102
Chap. 9 Financial liabilities	2,898

Campus UB



- 1 Humanities Campus**
- Rector's Office, General Manager's Office and general services
 - Faculty of Philology
 - Faculty of Philosophy
 - Faculty of Geography and History
 - Faculty of Mathematics

- 2 Medicine Campus Clinic August Pi i Sunyer**
- Faculty of Medicine
 - Hospital Clinic of Barcelona
 - Hall of Residence Ramon Llull

- 3 Bellvitge Health Sciences Campus**
- University School of Nursing
 - Faculty of Medicine
 - University Hospital of Bellvitge
 - Faculty of Dentistry

- 4**
- Faculty of Library and Information Science

Barcelona Knowledge Gateway Campus

- 5**
- Faculty of Law
 - Faculty of Economics and Business
- 6**
- Faculty of Fine Arts
 - Faculty of Biology
 - Faculty of Pharmacy
 - Faculty of Physics
 - Faculty of Geology
 - Faculty of Chemistry
 - Rose Hall, general services
- 7**
- Barcelona Science Park
- 8**
- Penyafort-Montserrat Hall of Residence
- 9**
- Sports UB

10 Mundet Campus

- Faculty of Education
- Faculty of Psychology
- Institute of Education Sciences

11 Food and Nutrition Torribera Campus

- A**
- Institute for Lifelong Learning IL3
- B**
- National Institute of Physical Education of Catalonia (INEFC)
- C**
- Sant Joan de Déu University School of Nursing
- D**
- CETT University School of Hotel Management
- E**
- School of Public Relations
- F**
- School of Cinema and Audiovisual Studies of Catalonia (ESCAC)
- G**
- School of New Interactive Technologies (ENTI)
- H**
- Institute of Public Safety of Catalonia (ISPC)
- I**
- School of Trade and Distribution (ESCODI)
- J**
- Center for International Historical Studies (CEHI)
- K**
- Sant Jordi Hall of Residence
- L**
- Area of Further Training School of Modern Languages (EIM)
- M**
- Student Support Service (SAE)
- N**
- El Carme Cultural Centre Area of Further Training (EIM)
- O**
- Torre de la Creu Area of Further Training (EIM)



UNIVERSITAT DE
BARCELONA

Gran Via de les Corts Catalanes, 585
08007 Barcelona
Tel.: 934 021 100
www.ub.edu

