

The University of Barcelona in numbers

October 2016



UNIVERSITAT DE
BARCELONA



UNIVERSITAT DE BARCELONA

Ever since it was founded in 1450, the University of Barcelona has engaged in vigorous academic and research activity for the good of society. Today, it is a national and international standard-setter in education, science and knowledge.

The University is on the point of completing the process that will restructure its administrative units and academic centres and departments so that these can make better use of resources and operate more effectively.

As a generalist institution, the University of Barcelona provides quality training encompassing all fields of knowledge, i.e. humanities, engineering, and health, social and experimental sciences. In the last academic year, over 60,000 students have been part of its community, and all the study programmes evaluated by the Catalan University Quality Assurance Agency (AQU) have successfully passed the accreditation process. Furthermore, the University of Barcelona's Learning and Research Resources Centre has been awarded the EFQM 400+ European seal of excellence.

As far as international research is concerned, the University has so far secured funding totalling more than 20 million euros for 61 research projects from the European Commission's Horizon 2020 programme. In the meantime the HUBc, a campus of international excellence, has received the highest rating possible in the Spanish Ministry of Education, Culture and Sport's final evaluation report.

The achievements in question, together with active participation in networks such as the League of European Research Universities, the organization and hosting of the third Arab-Euro Conference on Higher Education, and the creation of an Ibero-American Uni-

versity Union, complement and reinforce the University's institutional policies on research, teaching quality, internationalization and transferring knowledge to society. The combination of all these factors has paved the way for the University of Barcelona to retain its position of leadership among Spain's universities in the main international rankings.

This document contains the figures that reflect the work and activities of the University of Barcelona over the last academic year, as well as the scale of the institution's structures.



Dídac Ramírez
Rector

Course offerings 2015-2016

- 71 bachelor's degrees
- 145 university master's degrees
- 48 doctoral programmes
- 223 specialization/postgraduate diplomas
- 252 master's degree courses
- 229 expert courses
- 86 university extension courses
- 514 lifelong learning courses (IL3)
- 1 pre-EHEA UB-specific degree
- 10 bachelor's degrees and 7 university master's degrees taught at **UB-affiliated centres**
- 7 master's degrees and 2 **Erasmus Mundus** doctoral programmes



For the **academic year 2016-2017**, a total of **73 bachelor's degrees**, **154 university master's degrees** and **48 doctoral programmes** have been approved

For the **academic year 2016-2017**, 14,729 students have chosen the UB as their **first option**. This figure represents 32% of first-choice applications in the Catalan public university system and gives a **demand ratio for places** of 1.3

Students 2015-2016

- 43,568** bachelor's degree and pre-EHEA degree/ diploma students
- 5,300** university master's degree students
- 4,695** trainee researchers (provisional data)
- 9,421** postgraduate students (provisional data)

9,902 graduates from bachelor's, non-EHEA and university master's degrees in 2014-2015 and **752** doctoral theses read

16 faculties

59 departments and **1** research and training service (UFR)

664,191 sq m of constructed area

17 libraries

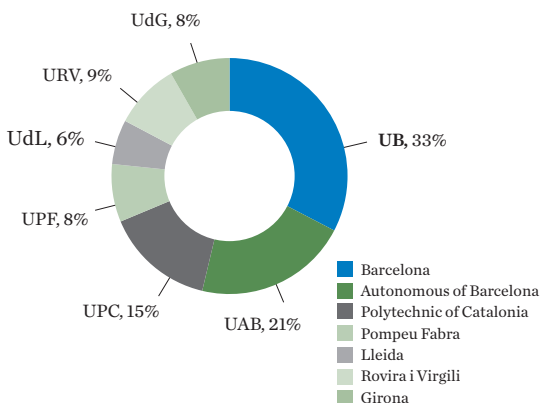
8 affiliated centres (plus two in process)

5,532 teachers and researchers

222 contracted research doctors

2,264 administrative and service staff

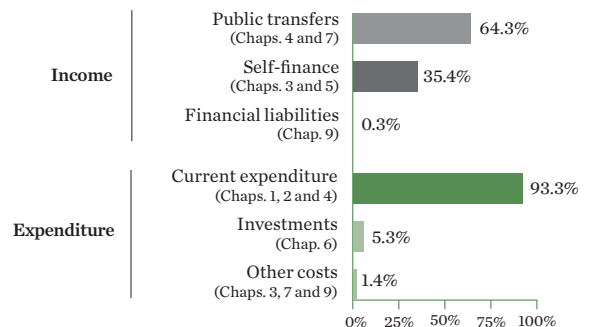
Bachelor's degree students at Catalan public campus universities (2015-2016)



88,987,953 euros in research and technology transfer

371,692,260 euros budgeted for 2016

Budget for 2016



The UB has **agreements** with **116 of the top 200 universities in the world** according to the *Times Higher Education*

The **performance rate** (number of credits passed by number of credits enrolled) has been of **84%** for bachelor's degrees and of **94%** for university master's degrees

Students

	2013-2014	2014-2015	2015-2016	% women
New bachelor's degree and pre-EHEA degree students	10,746	10,418	10,420	62.1
Bachelor's degree and pre-EHEA degree students	45,336	44,420	43,568	61.6
Full-time-equivalent students in bachelor's and pre-EHEA degrees	39,077	38,363	37,796	62.2
Bachelor's degree and pre-EHEA degree/diploma graduates	7,582	7,430	N/a	—
Incoming university master's degree students	3,011	3,417	3,573	60.5
University master's degree students	4,791	4,865	5,300	61.4
Full-time-equivalent master's degree students	3,106	3,664	3,432	60.8
University master's degree graduates	2,544	2,472	N/a	—
Distance bachelor's and master's degrees students ¹	—	638	1,921	59.9
Students at UB-affiliated centres (bachelor's and university master's degrees)	3,251	3,713	3,901	53.7
Students in UB-specific master's degrees and postgraduate/specialization and expert courses	7,697	8,693	8,441 ²	71.5
University extension students	1,726	2,279	980 ²	55.2
Lifelong learning students (IL3)	16,433	14,696	21,040	74.5
Students in non-curricular placements	2,992	3,187 ²	N/a	—

¹ Through the UNIBA affiliated centre

² Provisional data

Additional training	2015-2016	% women
School of Modern Languages	4,659	62.6
Hispanic Studies	2,417	61.8
University of Experience	1,114	67.0
Els Juliols summer courses	1,543	68.0
Gaudir UB courses	1,086	65.6

Other students	2015-2016	% women
Language Services (SL): Catalan courses	919	68.1
Institute of Education Sciences	10,576 ¹	71.9
Courses for Senior Citizens	4,003	77.0

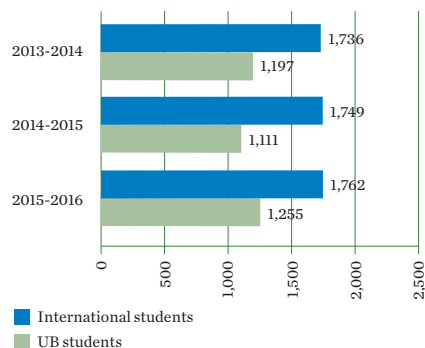
¹ Provisional data

Teaching improvement and innovation

	2015-2016
Teaching innovation	
Consolidated teaching innovation groups	71
Teaching innovation groups	27
Funded teaching innovation projects	51
TRS participating in ICE training courses (%)	70.3 ¹
Participants in MOOCs	28,197

¹ Provisional data

Mobility in the framework of exchange programmes



Internationalization

2015-2016

Agreements with foreign universities and institutions	3,117
International academic offices	3
International students	9,053 ¹
Number of international TRS	208

¹ Provisional data

The UB brings together students of **138 nationalities**

14 bachelor's degrees and 11 university master's degrees accredited by the Catalan University Quality Assurance Agency (AQU), of which **2** bachelor's degrees and **1** university master's degree have been accredited for their **excellence**

Centres

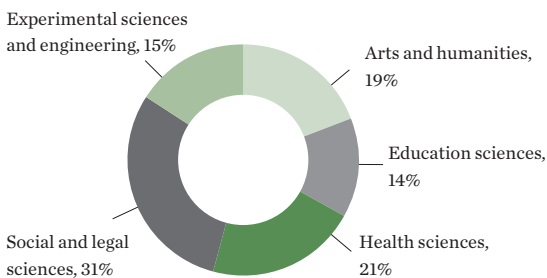
	Bachelor's degrees and pre-EHEA degrees/diplomas					University master's degrees				TRS
	Course offerings ¹	New students	Total number of students	Full-time-equivalent students	Graduates (2014-2015)	Course offerings	New students	Total number of students	Graduates (2014-2015)	Teaching and research staff ²
University of Barcelona faculties	62	10,420	43,568	37,796	7,430	139	3,573	5,300	2,472	5,532
Biology	5	602	2,419	2,126	449	13	382	451	316	360
Chemistry	3	376	1,573	1,354	242	10	140	190	118	256
Earth Sciences	3	165	387	323	54	4	47	81	40	111
Economics and Business	5	1,677	7,282	6,259	1,344	14	299	476	205	600
Education	5	1,490	5,968	5,327	1,227	13	683	861	469	653
Fine Arts	3	417	1,530	1,385	295	6	101	166	64	200
Geography and History	5	733	3,172	2,578	398	10	285	500	170	276
Law	6	1,293	5,624	4,736	1,151	11	332	729	153	363
Library and Information Science	2	162	573	463	82	4	41	89	22	71
Mathematics and Computer Sciences	2	255	1,033	729	88	2	15	20	7	101
Medicine and Health Sciences	5	932	4,347	4,167	712	11	385	473	251	1,28
Pharmacy and Food Science	3	543	2,610	2,441	373	8	204	233	164	341
Philology	11	811	3,068	2,666	405	9	157	274	128	312
Philosophy	1	191	643	512	116	6	91	136	58	76
Physics	2	280	1,192	931	116	9	187	262	148	237
Psychology	1	493	2,147	1,799	378	9	224	359	159	292
% women	—	62.1	61.6	62.2	65.2	—	60.5	61.4	62.0	45.7
University of Barcelona-affiliated centres³	10	1,156	3,777	3,504	614	6	1,710	2,045	446	290

¹ Includes the UB-specific degree in Private Investigation, taught at the Faculty of Law

² The total includes three lecturers affiliated to the Institute of Education Sciences

³ Includes students in the UNIBA affiliated centre

EHEA degree and diploma students, by branch of knowled



Bachelor's degree students rate the teaching staff with a 7.20 and university master's degree students with a 7.62

22,500 references to the UB's scientific activity in the written press

25 million visits to the UB website in 2015 (over 68,000 visits per day)

The **scientific equipment** owned by the UB's Science and Technology Centres is worth **42 million euros**.

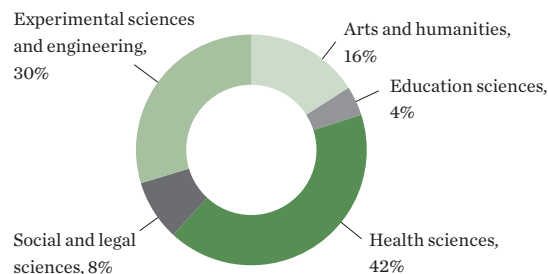
95 companies based at the Barcelona Science Park

Research and Technology Transfer

	2013	2014	2015
Income generated through competitive and non-competitive research funding (thousands of euros)	69,428	87,209	88,988
Research projects	19,977	25,312	31,471
Complementary actions	401	305	369
Grants and financial aid	15,172	19,835	13,740
Infrastructure	–	185	–
Research agreements	193	538	248
FBG contracts	8,056	10,043	8,697
Services provided by Science and Technology Centres to other institutions	3,057	2,901	3,236
Income generated by UB researchers at other institutions ¹	22,572	28,090	31,227

¹ Includes income from the activity of UB researchers in competitive and non-competitive research projects at the August Pi i Sunyer Biomedical Research Institute (IDIBAPS), the Bellvitge Biomedical Research Institute (IDIBELL), the Institute for Bioengineering of Catalonia (IBEC), the Catalonia Institute for Energy Research (IREC), the Institute for Research in Biomedicine (IRB), the Centre for Ecological Research and Forestry Applications (CREAF), the Institute of Space Studies of Catalonia (IEEC), the Barcelona Institute for Global Health (ISGlobal) and the Centre for Research in Agricultural Genomics (CRAG)

Doctoral theses read, by branch of knowledge (2014-2015)



	2013	2014	2015
Trainee researchers	5,387	5,431	4,695 ¹
Doctoral theses read	755	752	1,104 ¹
Projects in industrial doctoral programmes	10	9	15
Scientific publications (ISI)	4,998	5,180	5,186
Patent applications	48	54	93

¹ Provisional data

The UB, through the **10** members of its staff awarded the 2014 **ICREA Acadèmia** Award by the Catalan Institution for Research and Advanced Studies, is the university with the highest number of winners.

1 UB-specific research institute and **1** interuniversity research institute with accredited excellence **María de Maeztu**, and **3** research institutes with UB participation and **Severo Ochoa** accreditation as centres of excellence.

Research 2015

Active research projects	892
Horizon 2020 projects	35
Research-integrated professors	2,394
Contracted research doctors	222
Pre-doctoral researchers	569
Research-support PAS	332
Consolidated research groups (as recognized by the Government of Catalonia)	301
Emerging research groups	22

Technology and knowledge transfer 2015

FBG contracts	731
New technology-based spin-offs	6
Priority patent applications	20
International patent extensions (PCT)	14
National patent applications	59
Invention communications	53

Research structures 2015

UB research institutes	12
University research institutes	2
Research institutes with UB participation	10
Inter-university institutes	3
UB Observatories	10
Observatories with UB participation	2
Documentation centres	3

The UB Solidarity Foundation manages
5 development cooperation projects outside Spain.

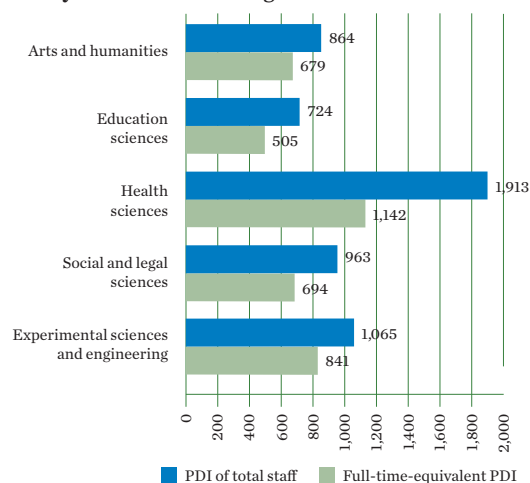
The UB is among the **top 25 universities worldwide with more than 400 years of history**, according to the *Times Higher Education*

Teaching and research staff (PDI)

	2016	% women
Total PDI	5,532	45.7
University professors	499	19.6
University school professors	18	66.7
Tenured university lecturers	1,181	43.8
Tenured university school lecturers	144	52.8
Contracted LOU professors	2	0.0
Tenure-track 2 lecturers	424	47.2
Tenure-track 1 lecturers	126	54.0
Temporary lecturers	10	70.0
Temporary full-time lecturers	80	65.0
Adjunct lecturers	2,058	50.7
Adjunct medical lecturers	591	45.5
Assistant lecturers	—	—
Other researchers	184	51.6
Emeritus lecturers on the early retirement plan	144	46.5
Other	68	32.4
Full-time-equivalent PDI	3,863.5	45.5
PDI with permanent affiliation¹	2,348	40.7

¹ This includes lecturers (full professors and tenure lecturers), tenure-track lecturers, non-publicly-contracted temporary lecturers and contracted LOU professors

PDI by branch of knowledge



Administrative and service staff (PAS)

	2016	% de dones
Total PAS	2,264	63.6
Publicly-contracted PAS	954	81.3
University-contracted PAS	1,310	50.7
PAS/PDI ratio	0.41	

Services

	2015
Library	
Libraries	17
Monographs	1,765,310
Journals and periodicals	76,181
Total loans	805,661
Reading desks	6,014
UB Sports users (subscriptions and competition)	6,009
Grant holders in UB services and faculties	1,054¹
Participants at the Job Club	802
UB Alumni partners	5,103

¹ Provisional data

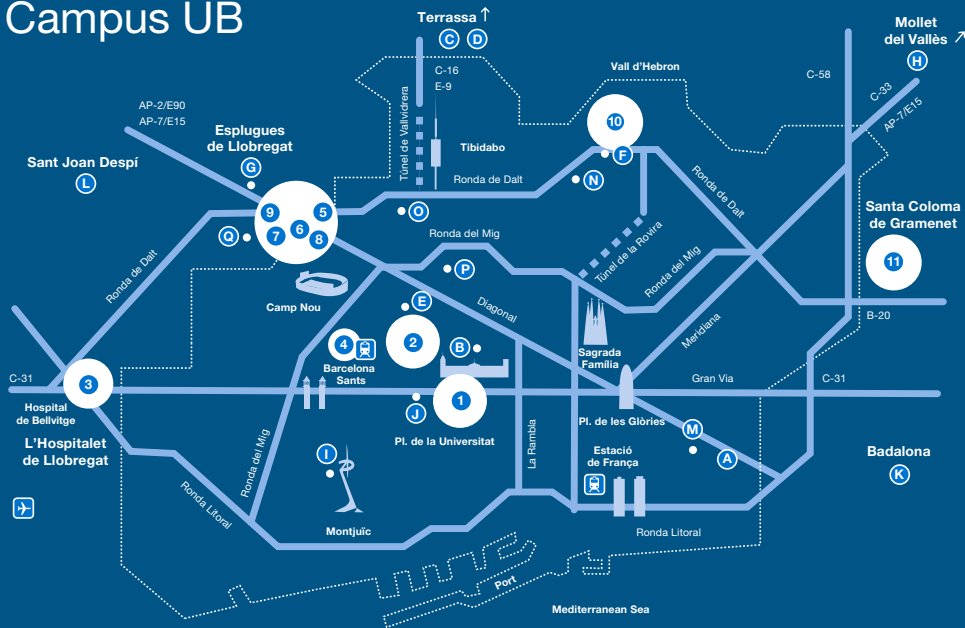
Cultural activities

	2015
Visitors to guided tours of the Historic Building	3,700
Concerts at the Music Cycle	24
Temporary exhibitions at Virtual Museum	30

Budgeted 2016

Income (thousands of euros)	371,692
Chap. 3 Fees and other income	126,582
Chap. 4 Current transfers	227,918
Chap. 5 Additions to capital	5,167
Chap. 7 Capital transfers	11,055
Chap. 9 Financial liabilities	970
Expenditure (thousands of euros)	371,692
Chap. 1 Staff costs	267,225
Chap. 2 Acquisition of goods and services	68,788
Chap. 3 Financial costs	1,383
Chap. 4 Current transfers	10,919
Chap. 6 Real estate investments	19,706
Chap. 7 Capital transfers	102
Chap. 9 Financial liabilities	3,569

Campus UB



1 Humanities Campus

- Rector's Office, General Manager's Office and general services
- Faculty of Philosophy
- Faculty of Philosophy
- Faculty of Geography and History
- Faculty of Mathematics and Computer Science

2 Medicine Campus Clínic August Pi i Sunyer

- Faculty of Medicine and Health Sciences
 - Clinical Medicine
 - Teaching Nursing Unit
- Hospital Clínic de Barcelona
- Hall of Residence Ramon Llull

3 Campus de Ciències de la Salut de Bellvitge

- Faculty of Medicine and Health Sciences
 - Medicine
 - Nursing
 - Dentistry
 - Podiatry
- University Hospital of Bellvitge

4 Faculty of Library and Information Science

Barcelona Knowledge Gateway Campus

- 5 Faculty of Law
 - Faculty of Economics and Business
- 6 Faculty of Fine Arts
 - Faculty of Biology
 - Faculty of Pharmacy and Food Science
 - Faculty of Physics
 - Faculty of Earth Science
 - Faculty of Chemistry
- 7 Barcelona Science Park
- 8 Penyafort-Montserrat Hall of Residence
- 9 Sports UB

10 Mundet Campus

- Faculty of Education
 - Social Work
- Faculty of Psychology
- Institute of Education Sciences

11 Institute of Education Sciences

- (A) ■ Humanities and Social Sciences Park
- (B) ■ School of New Interactive Technologies (ENTI)
- (C) ■ School of Cinema and Audiovisual Studies of Catalonia (ESCAC)
- (D) ■ School of Trade and Distribution (ESCODI)
- (E) ■ School of Public Relations
- (F) ■ CETT University School of Hotel Management
- (G) ■ Sant Joan de Déu University School of Nursing
- (H) ■ Institute of Public Safety of Catalonia (ISPC)
- (I) ■ National Institute of Physical Education of Catalonia (INEFC)
- (J) ■ Area of Further Training School of Modern Languages (EIM)
- (K) ■ El Carme Cultural Centre Area of Further Training (EIM)
- (L) ■ Torre de la Creu Area of Further Training (EIM)
- (M) ■ Institute for Lifelong Learning IL3
- (N) ■ Center for International Historical Studies (CEHI)
- (O) ■ Finca Pedro Pons CEI International Affairs Ombuds Officer Doctors' Senate
- (P) ■ Sant Jordi Hall of Residence
- (Q) ■ Student Support Service (SAE)



UNIVERSITAT DE
BARCELONA

Gran Via de les Corts Catalanes, 585
08007 Barcelona
Tel.: 934 021 100
www.ub.edu

