

The University of Barcelona in figures

October 2014



Universitat
de Barcelona

The University of Barcelona

Since it was founded in the year 1450, the University of Barcelona has been a leading centre of education, science and critical thought. The quality of its teaching and research, which have won recognition both inside and outside Spain, complements the UB's commitment to serving the interests of local society and the country as a whole, and combines with a demonstrably dynamic, constructive and humanist character that permeates the daily activities of the institution.

Demand from prospective students consistently exceeds the offer of places, with more than 64,000 students enrolling each year at one of the UB's six campuses. In the academic year 2013-2014, students were distributed across 66 bachelor's degrees, 139 university master's degrees, 73 doctoral programmes, over 600 postgraduate courses and some 400 on-site and distance lifelong learning courses. A broad selection of courses is offered, covering the many disciplines that make up the principal branches of knowledge: humanities, health sciences, social sciences, experimental sciences and engineering.

The University of Barcelona is also actively involved in the work of the League of European Research Universities (LERU) and has fully consolidated the actions of its two campuses of international excellence, the BKC knowledge campus and the HUBc health sciences campus. These initiatives, now into their fifth and fourth years, respectively, serve to bolster institutional policies on re-

search, knowledge transfer and internationalization. The combination of these factors has enabled the UB to maintain its position among the leading Spanish universities in major international rankings.

As part of its on-going adaptation to a changing scenario, this year the University of Barcelona has taken steps towards reorganizing its academic and administrative structures, the impact of which will be seen over the forthcoming academic year.

The figures presented here summarize the UB's actions and activities over the last academic year in the areas of teaching, research, innovation, internationalization and mobility.



Dídac Ramírez
Rector

A handwritten signature in black ink, which appears to be 'Dídac Ramírez'.

The UB has **agreements with 92 of the top 200 universities in the world** (ranked by the *Times Higher Education Supplement*)

The UB currently has **13 subject chairs**

Students	2011-2012	2012-2013	2013-2014	% women
Incoming bachelor's degree and pre-EHEA degree/diploma students	11,739	10,730	10,702	60.0
Bachelor's degree and pre-EHEA degree/diploma students	47,446	46,449	45,318	61.2
Full-time-equivalent bachelor's degree and pre-EHEA degree/diploma students	39,471	38,807	38,865	61.9
Bachelor's degree and pre-EHEA degree/diploma graduates	6,382	7,439	6,442 ¹	70.9
Incoming university master's degree students	3,240	3,117	3,011	60.3
University master's degree students	5,484	4,878	4,791	61.4
Full-time-equivalent university master's degree students	3,864	3,444	3,106	60.9
University master's degree graduates	2,765	2,661	1,950 ¹	65.0
Trainee researchers	4,681	5,240	5,387	57.2
Doctoral theses read	566	675	660 ¹	56.0
Postgraduate students (UB-specific courses)	8,577	7,783	7,604 ¹	72.2
University extension students	925	1,146	1,719 ¹	57.7
Lifelong learning students (IL3)	17,371	11,610	16,433	71.0
Students at UB-affiliated centres (pre-EHEA degrees and diplomas, bachelor's degrees and university master's degrees)	3,046	3,241	3,251	57.8
International students (under exchange agreements)	1,926	1,929	1,736 ¹	68.4
UB students abroad (under exchange agreements)	1,187	1,322	1,196 ¹	66.3
Students in non-curricular placements	2,820	2,248	2,184 ¹	n/a

¹ Provisional data

Additional training	2013-2014	% women
School of Modern Languages (EIM)	5,881	61.3
Institute of Hispanic Studies	1,670	69.0
University of Experience	731	64.0
Summer courses	1,080	63.0

Other students	2013-2014	% women
Language Services (Catalan courses)	1,746 ¹	68.9
Institute of Education Sciences	9,549	74.3
Courses for Senior Citizens	3,617	80.0

¹ Provisional data

Teaching improvement and innovation

	2013-2014
Teaching innovation	
Consolidated teaching innovation groups	72
Teaching innovation groups	21
Competitively granted teaching innovation projects	57
Teaching/research staff receiving ICE training	52.6

The UB brings together students of **126 nationalities**

The UB has **academic offices** at the Nova Southeastern University, Florida (USA) and The Tongji University (China)

Internationalization

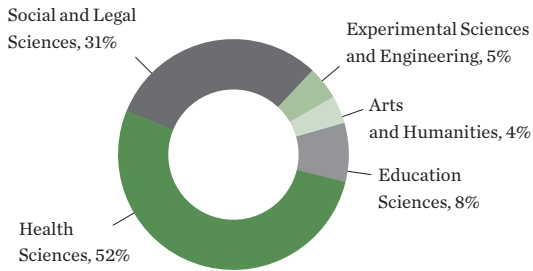
	2013-2014
Agreements with universities and institutions outside Spain	2,342
Official representations overseas	2
International students	9,458 ¹
International teaching staff	167

¹ Provisional data

Virtual Campus

	2013
Users	74,581
Accesses	16,052,922
Teaching material available in digital format by subject in bachelor's degrees and university master's degrees	1.15

Postgraduate students by branch of knowledge (2013-2014)



According to the fifth employment study of graduates from the Catalan university system, carried out by the Catalan University Quality Assurance Agency (AQU), **83% of UB graduates are currently employed** and **85.2% would choose the UB again**

Centres

	Bachelor's degrees, pre-EHEA degrees/diplomas					University master's degrees				PDI ¹
	Courses offered ²	New students	Total students	Full-time-equivalent students	Graduates (2012-2013)	Courses offered	New students	Total students	Graduates (2012-2013)	
UB faculties and university school	61	10,702	45,318	38,864.82	7,439	133	3,011	4,791	2,661	5,190
Biology	5	590	2,358	2,046.0	513	12	370	510	310	356
Chemistry	3	371	1,642	1,340.0	192	9	106	117	128	251
Dentistry	1	126	582	548.2	121	-	-	6	5	192
Economics and Business	5	1,756	8,500	6,908.9	1,397	13	295	498	207	585
Education	3	702	2,704	2,392.9	540	8	172	268	173	279
Fine Arts	3	415	1,504	1,358.2	432	6	80	146	78	188
Geography and History	5	843	3,343	2,659.8	381	8	246	465	255	262
Geology	2	72	390	203.8	57	4	47	78	35	103
Law	6	1,423	6,318	5,442.5	1,073	11	189	366	93	337
Library and Information Science	2	176	580	526.6	51	3	22	69	13	54
Mathematics	2	272	936	760.9	113	2	19	28	14	103
Medicine	2	322	1,809	1,706.3	263	7	252	306	261	658
Nursing	2	491	1,888	1,742.3	319	3	79	136	64	294
Pharmacy	3	559	2,574	2,391.3	326	9	136	215	151	336
Philology	11	822	2,970	2,600.1	329	8	153	358	117	311
Philosophy	1	192	789	519.7	118	5	81	151	85	70
Physics	2	280	1,097	871.7	112	9	165	249	113	220
Psychology	1	498	2,206	1,830.6	440	9	209	351	145	255
Teacher Training	2	792	3,128	3,015.1	662	7	390	474	414	334
% women	-	60.0	61.3	61.9	65.4	-	60.4	61.4	64.6	45.3
UB-affiliated centres	6	852	3,015	2,781.3	538	6	214	236	198	208

¹ Teaching and research staff.

² Includes the UB-specific degree in Private Investigation, taught at the Faculty of Law.

³ The total includes two lecturers affiliated to the Institute of Education Sciences.

10,698 references to the UB's scientific activity
in the written press

21 million visits to the UB website in 2013 (some
57,000 per day)

4,998 scientific publications

40 patent applications

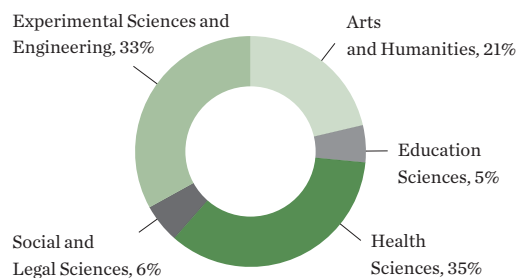
3 new technology-based spin-offs

Research and technology transfer

	2011	2012	2013
Income generated by research and technology transfer (thousands of euros)	74,336	56,832	54,724
Research projects and special activities (UB)	24,915	23,248	19,468
Other grants (UB)	11,217	3,134	6,051
Infrastructure	1,659	-	-
UB research-related agreements	2,503	2,471	2,229
FBG contracts	6,850	9,262	9,133
Income generated by UB researchers at other institutions ¹	27,192	18,716	17,842

¹ This includes income generated by UB researchers for projects registered to the University of Barcelona, the August Pi i Sunyer Biomedical Research Institute (IDIBAPS), the Bellvitge Institute for Biomedical Research (IDIBELL), the Institute for Bioengineering of Catalonia (IBEC), the Catalonia Institute of Energy Research (IREC), the Institute of Biomedical Research (IRB) and the Barcelona Science Park Foundation (PCB), the Centre for Ecological Research and Forestry Applications (CREAF) and the Centre for Research in Agricultural Genomics (CRAG)

Doctoral theses read by branch of knowledge (2012-2013)



Total: 675 doctoral theses read

Barcelona Science Park	2013
Barcelona Science Park community	2,135
Private-sector users	63
Public-sector users	29

Science and Technology Centres	2013
Internal users (principal investigators)	440
External invoicing (services) ¹	4,107
Value of scientific equipment ¹	41,110

¹ In thousands of euros

The UB, with 38 award-winners currently on its staff, is the Catalan university with the most recipients of **ICREA Academia** awards from the Catalan Institution for Research and Advanced Studies

Research activity	2013
Active research projects	689
Seventh Framework Programme (FP7) projects	35
European Research Council (ERC) projects	6
Lecturers involved in R&D projects (%)	72.6
Contracted research doctors	254
Postdoctoral researchers	820
Research-support PAS	336
Consolidated research groups (as recognized by the Catalan government)	243
Emerging and singular research groups	36
Scientific publications	4,998

Technology and knowledge transfer	2013
New technology-based spin-offs	3
Priority patent applications	17
International patent extensions (PCT)	8
Overseas patent applications	15

Research structures	2013
UB research institutes	12
UB university institutes	2
Research centres and special research centres	11
Research institutes in which the UB participates	8
Inter-university institutes	2
Observatories	10
Documentation centres	3

The Solidarity Foundation manages **6 development cooperation projects** outside Spain

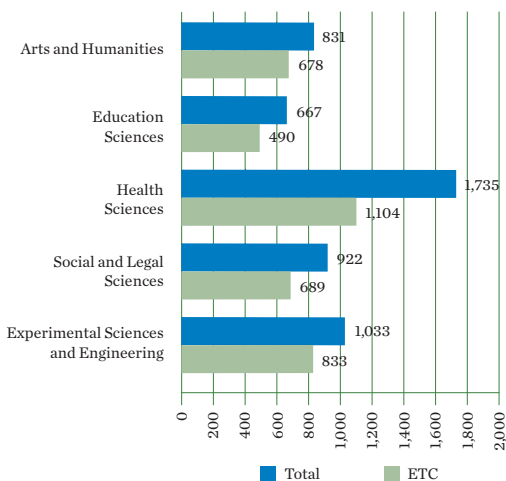
The UB community has donated 1,552 kg of food to the **Fundació Banc dels Aliments**, and 2,363 euros to **Intermón Oxfam** for water wells in the Sahel region

Teaching and research staff (PDI)

	2014	% women
Total PDI	5,190	45.3
University professors	551	20.9
University school professors	22	54.5
Tenured university lecturers	1,262	43.7
Tenured university school lecturers	196	56.1
Contracted LOU professors	1	0.0
Tenure-track 2 lecturers	318	47.5
Tenure-track 1 lecturers	155	58.7
Temporary lecturers	23	69.6
Temporary full-time lecturers	70	65.7
Adjunct lecturers	1,669	49.9
Adjunct medical lecturers	484	45.2
Assistant lecturers	31	51.6
Other researchers	148	50.0
Emeritus lecturers on early retirement plan	197	47.7
Other	63	33.3
Full-time-equivalent PDI	3,796.4	45.4
PDI with permanent affiliation¹	2,420	40.7

¹ This includes lecturers (full professors and tenured lecturers), tenure-track lecturers, non-publicly-contracted temporary lecturers and contracted LOU professors

PDI and full-time-equivalent PDI by branch of knowledge (2014)



Administrative and service staff (PAS)

	2014	% women
Total PAS	2,352	64.6
Publicly-contracted PAS	1,020	81.5
University-contracted PAS	1,332	51.7
PAS/PDI ratio	0.45	

Services and activities

	2013
Library	
Libraries	18
Monographs	1,676,578
Journals and periodicals	57,652
Total loans	934,175
Reading desks	6,221
UB Sports users (subscribers and competitors)	6,042
Grant holders in UB services and faculties	772
Places offered in halls of residence	
UB halls of residence	900
UB-affiliated halls of residence	649
UB Alumni members	8,500

Budget 2014

Income (thousands of euros)	356,302
Chap. 3 Fees and other income	125,492
Chap. 4 Current transfers	219,363
Chap. 5 Additions to capital	2,778
Chap. 7 Capital transfers	8,669
Expenditure (thousands of euros)	356,302
Chap. 1 Staff costs	263,017
Chap. 2 Goods and services	61,220
Chap. 3 Financial costs	1,427
Chap. 4 Current transfers	11,578
Chap. 6 Real estate investments	16,237
Chap. 7 Capital transfers	102
Chap. 9 Financial liabilities	2,721

Course offerings 2013-2014

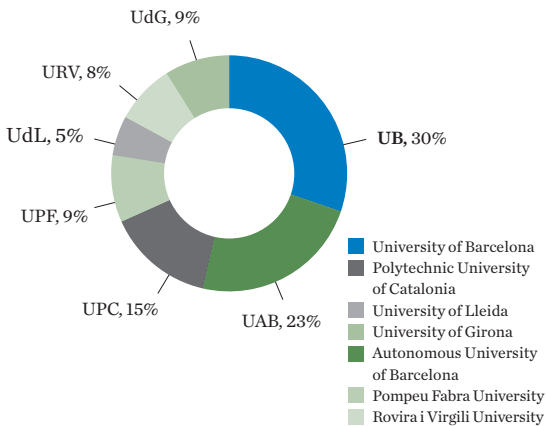
- 66 bachelor's degrees
 - 1 pre-EHEA degree
- 139 university master's degrees
- 73 doctoral programmes
- 618 postgraduate courses
- 119 university extension courses
- 471 lifelong learning courses (IL3)
 - 6 bachelor's degrees and 6 university master's degrees taught at **UB-affiliated centres**
 - 7 **Erasmus Mundus** master's degrees
 - 31 doctoral programmes with **Pathway to Excellence awards**



For the academic year **2014-2015**, a total of **67 bachelor's degrees**, **145 university master's degrees** and **73 doctoral programmes** have been approved

For the **academic year 2014-2015**, 14,397 students have chosen the UB as their **first option**. This figure represents 32% of first-choice applications in the Catalan public university system and gives a **demand ratio** for places of 1.3

Incoming bachelor's degree students in the Catalan public university system (2013-2014)



- 18 faculties** and **1 university school**
- 106 departments**
- 676,153 m²** constructed area
- 18 libraries**
- 6 affiliated centres** (7 during 2014-2015)

- 5,190** teachers and researchers
- 254** contracted research doctors
- 2,352** administrative and service staff

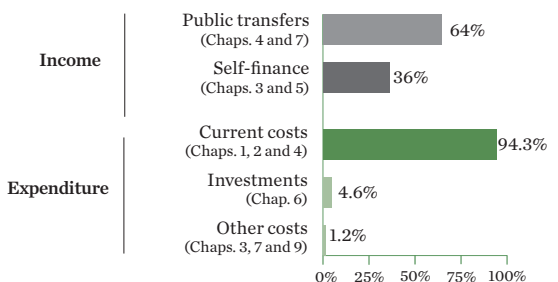
54,723,708 euros generated by the UB Group through research and technology transfer
356,301,534 euros budgeted for 2014

Students 2013-2014

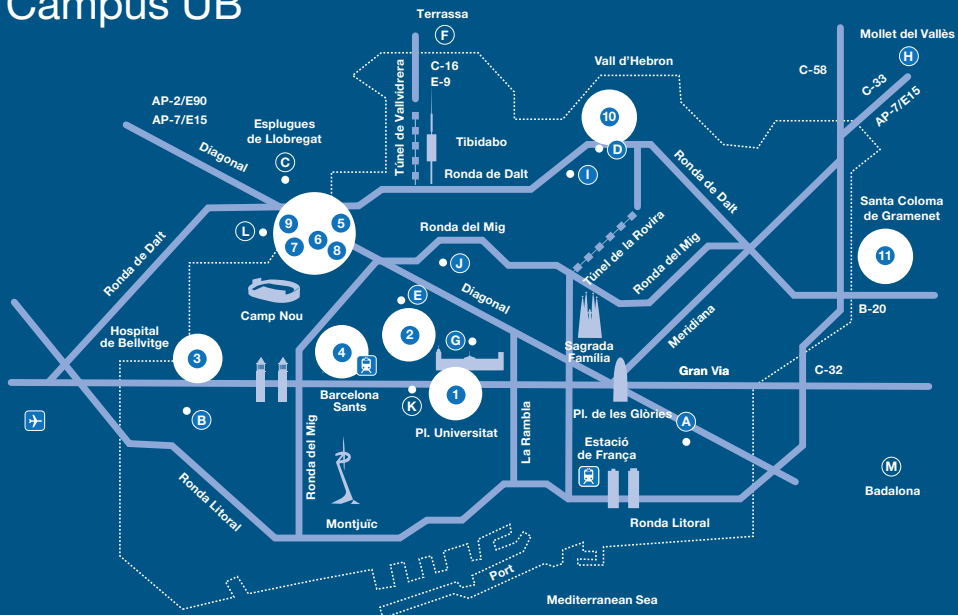
- 45,318** bachelor's degree and pre-EHEA degree/ diploma students
- 4,791** university master's degree students
- 5,387** trainee researchers
- 9,323** postgraduate students (provisional data)

10,100 bachelor's degree, pre-EHEA degree and university master's degree graduates in 2012-2013 and **675** doctoral theses read

Budget for 2014



Campus UB



1 Humanities Campus

- Rector's Office, General Manager's Office and general services
- Faculty of Philology
- Faculty of Philosophy
- Faculty of Geography and History
- Faculty of Mathematics

2 Medicine Campus Clinic August Pi i Sunyer

- Faculty of Medicine
- Hospital Clinic of Barcelona
- Hall of Residence Ramon Llull

3 Bellvitge Health Sciences Campus

- University School of Nursing
- Faculty of Medicine
- University Hospital of Bellvitge
- Faculty of Dentistry

4 Faculty of Library and Information Science

- Faculty of Library and Information Science

Barcelona Knowledge Gateway Campus

- 5 ■ Faculty of Law
- Faculty of Economics and Business
- 6 ■ Faculty of Fine Arts
- Faculty of Biology
- Faculty of Pharmacy
- Faculty of Physics
- Faculty of Geology
- Faculty of Chemistry
- 7 ■ Barcelona Science Park
- 8 ■ Penyafort-Montserrat Hall of Residence
- 9 ■ Sports UB

10 Mundet Campus

- Faculty of Education
- Faculty of Psychology
- Institute of Education Sciences

11 Food and Nutrition Torribera Campus

- A ■ Institute for Lifelong Learning IL3
- B ■ National Institute of Physical Education of Catalonia (INEFC)
- C ■ Sant Joan de Déu University School of Nursing
- D ■ CETT University School of Hotel Management and Tourism
- E ■ School of Public Relations
- F ■ School of Cinema and Audiovisual Studies of Catalonia (ESCAC)
- G ■ School of New Interactive Technologies (ENTI)
- H ■ Institute of Public Safety of Catalonia (ISPC)
- I ■ Center for International Historical Studies (CEHI)
- J ■ Sant Jordi Hall of Residence
- K ■ Area of Further Training School of Modern Languages (EIM)
- L ■ Student Support Service (SAE)
- M ■ El Carme Cultural Centre



Gran Via de les Corts Catalanes, 585
08007 Barcelona
Tel.: 934 021 100
www.ub.edu

