

“ Almost 40% of students coursing Old Plan degrees [not EHEA-adapted] who were admitted to the university system with a cumulative average grade of between 9 and 10 chose the University of Barcelona.

Summary of the data


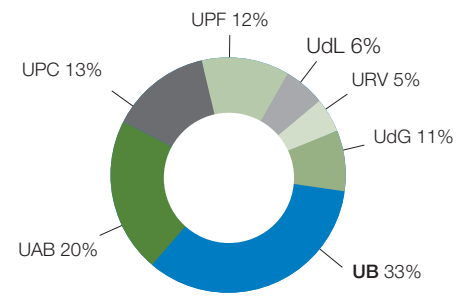
	2009-10	%women
Total students	91,656 <sup>1</sup>	64.7
in EHEA bachelor's degrees	10,717	68.5
in Old Plan degrees <sup>2</sup>	38,073	61
in university master's degrees	4,993	65
Doctoral students	2,113	59.4
Doctoral students with thesis tutorials	1,514	56.1
Postgraduate students	9,520	77.3
University extension students	1,304	59.2
Lifelong learning students (IL3)	28,535	68
Students in affiliated centres	3,376	58.2
New students in Old Plan degrees <sup>2</sup> and EHEA bachelor's degrees	11,930	62.4
New students in university master's degrees	3,101	64.2
Full-time equivalent students in Old Plan degrees <sup>2</sup> and EHEA bachelor's degrees	38,536	63.3
Old Plan degree <sup>2</sup> holders (2008-09)	7,051	68.6
Master's degree holders (2008-09)	1,326	63.9
Doctors (2008-09)	503	67.7
Doctoral theses submitted (2008-09)	533	58.7

<sup>1</sup> This excludes 5,113 postgraduate and lifelong learning students jointly managed by the UB and IL3.  
<sup>2</sup> Not EHEA-adapted.

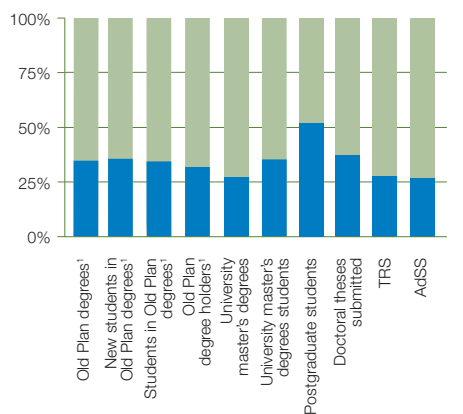
	2009-10
Budget for 2010 <sup>3</sup>	379,341
Income from research <sup>3</sup>	108,680
Constructed surface (m <sup>2</sup> )	593,541
Faculties and university schools	19
UB-affiliated centres	5
UB departments	106
Teaching and research staff (TRS)	4,995
Administrative and service staff (AdSS)	2,348

<sup>3</sup> In thousands of euros.

New students in EHEA bachelor's degree courses, 2009-10



The UB in the Catalan university system 2008-2009



<sup>1</sup> Not EHEA-adapted. Legend: University of Barcelona (dark blue), Remaining Catalan public universities (light green).

“ 49 EHEA bachelor's degrees  
 20 Old Plan degree [not EHEA-adapted]  
 130 university master's degrees  
 68 doctoral programs  
 338 postgraduate degree courses  
 71 university extension courses  
 728 corporate and open lifelong learning courses (IL3)

Campus UB



- 1 Humanities Campus**
  - Rector's Office, General Manager's Office and General Services
  - Faculty of Philology
  - Faculty of Philosophy and History
  - Faculty of Mathematics
- 2 Medicine Campus - Hospital Clinic August Pi i Sunyer**
  - Faculty of Medicine (Casanova)
  - Hospital Clinic of Barcelona
- 3 Bellvitge Health Sciences Campus**
  - University School of Nursing (Bellvitge)
  - University Hospital of Bellvitge
  - Faculty of Dentistry
- 4 Faculty of Library and Information Science**
- Barcelona Knowledge Campus (BKC)**
  - Faculty of Law
  - Faculty of Economics and Business
- 5 Faculty of Fine Arts**
- 6 Faculty of Biology**
- 7 Faculty of Pharmacy**
- 8 Faculty of Physics**
- 9 Faculty of Geology**
- 10 Faculty of Chemistry**
- 11 Barcelona Science Park (PCB)**
- 12 Penyafort-Montserrat-Llull Halls of Residence**
- 13 UB Sports Centre**
- 14 Mundet Campus - University of Barcelona**
  - Faculty of Teacher Training
  - Faculty of Education
  - Faculty of Psychology
  - Institute of Education Sciences
- 15 Food and Nutrition Torribera Campus**
- 16 Institute for Lifelong Learning (IL3-UB)**
- 17 National Institute of Physical Education of Catalonia (INEFC)**
- 18 Sant Joan de Déu University School of Nursing**
- 19 CETT University School of Hotel Management and Tourism**
- 20 School of Labour Relations (ESRP)**
- 21 School of Cinema and Audiovisual Studies of Catalonia (ESCAC)**
- 22 Industrial Relations, Còrsega Building**
- 23 Center for International Historical Studies (CEHI)**
- 24 Sant Jordi Hall of Residence**

The University of Barcelona in figures



The University of Barcelona

Since it was founded in the year 1450, the University of Barcelona has always proved to be a dynamic player in the provision of academic and scientific services to the community and country, and today it has become a benchmark institution in research and higher education.

The University's eighteen faculties and its university school provide the most broad-ranging academic offering in Catalonia, serving over 90,000 students in EHEA bachelor's and postgraduate degree courses in both face-to-face and distance learning modes.

In research, the UB works on the frontiers of such disciplines as biomedicine and biotechnology, but is also active in a number of other fields including experimental sciences, social sciences, the humanities, and fine arts, where its researchers regularly receive the acknowledgement of numerous citations in international scientific publications.

The University of Barcelona also stands as the top Spanish university in the results of the biggest international projects producing rankings of higher education institutions. In the academic year 2009-2010, the UB became the first Spanish university to be admitted to the prestigious League of European Research Universities and, together with the Technical University of Catalonia (UPC), it also achieved the status of Campus of International Excellence for the joint project the Barcelona Knowledge Campus.

Finally, there is also the UB's firm commitment to the city of which it forms part, its six campuses strategically placed across the Barcelona inner city area, thereby fostering the necessary symbiosis between the university and its urban surroundings.

The figures recorded here summarize the UB's activities in the academic year 2009-2010. They reflect our particular strengths in teaching and research and, most importantly, the community of people that serve our institution on a daily basis.



Gran Via de les Corts Catalanes, 585  
 08007 Barcelona  
 Tel.: 934 021 100  
 www.ub.edu

November 2010



Didac Ramirez  
 Rector

“ 5 EHEA bachelor's degrees and 4 university master's degrees taught in UB-affiliated centres. 2 Erasmus Mundus university master's degrees. 30 EHEA-adapted doctoral programs carrying quality awards. During the academic year 2010-2011 the UB will offer 64 EHEA bachelor's degrees and 140 university master's degrees.”



## The students

	2007-08	2008-09	2009-10
EHEA bachelor's degree students <sup>1</sup>	-	-	10,717
New EHEA bachelor's degree students	-	-	7,869
Students in Old Plan degrees [not EHEA-adapted]	49,213	48,985	38,073
New students in Old Plan degrees [not EHEA-adapted]	11,347	11,720	4,061
Full-time equivalent students in EHEA bachelor's degrees and Old Plan degrees [not EHEA-adapted]	36,334	36,890	38,536
Students in university master's degrees	2,394	3,788	4,993
New students in university master's degrees	1,920	2,494	3,101
Doctoral students	1,613	685	2,113
Doctoral students with thesis tutorials	2,033	2,734	1,514
Postgraduate students	8,163	8,642	9,520
University extension students	1,164	1,400	1,304
Lifelong learning students (IL3)	31,416	30,992	28,535
Students in UB-affiliated centres (EHEA bachelor's degrees, Old Plan degrees [not EHEA-adapted] and university master's degrees)	3,647	3,516	3,376
Visiting students (under exchange agreements)	1,923	1,748	1,660
UB students abroad (under exchange agreements)	740	790	893
Students in non-curricular practicals	1,840	1,848	1,898

<sup>1</sup> This includes students on adapted degree courses and degree courses in the process of being phased out.

Other students	2009-10	% women
School of Modern Languages	4,204	65
Hispanic Studies	2,544	65.8
Catalan courses	3,471	66.9
Summer Courses	2,234	66.2
Institute of Education Sciences	10,708	63.5
Activities for Senior Citizens	4,000	78

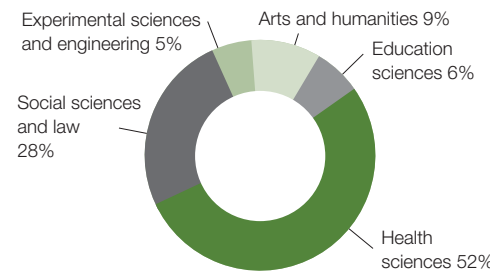
## Improvement and innovation in teaching

Teaching innovation	2009-10
Consolidated teaching innovation groups	50
Teaching innovation groups	36
Financed teaching innovation projects	95
<b>TRS participating in ICE training courses (%)</b>	<b>50.2</b>

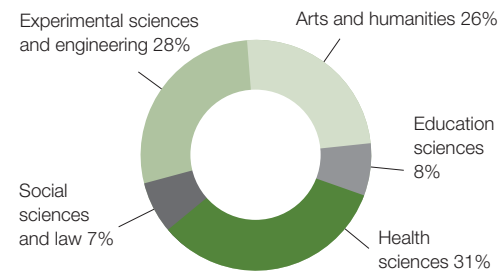
## Internationalization

	2009-10
Number of international agreements	1,621
Number of international students	8,694
Number of international teaching staff	135

## Postgraduate students by branch of knowledge



## Doctoral students by branch of knowledge



## The faculties and schools

	EHEA bachelor's degrees			Old Plan degrees [not EHEA-adapted]				University master's degrees				TRS
	Course offerings	New students	Total number of students	Course offerings	New students	Total number of students	Graduates (2008-09)	Course offerings	New students	Total number of students	Graduates (2008-09)	
<b>UB total</b>	<b>44</b>	<b>7,869</b>	<b>10,717</b>	<b>20</b>	<b>4,061</b>	<b>38,073</b>	<b>7,051</b>	<b>126</b>	<b>3,101</b>	<b>4,993</b>	<b>1,326</b>	<b>4,995</b>
Biology	5	799	1,090	1	60	1,304	298	13	389	506	201	347
Chemistry	2	322	595	1	49	1,001	213	5	112	167	69	254
Dentistry	1	118	120	-	4	533	83	1	23	33	3	201
Education	3	668	686	1	126	2,181	582	8	100	213	27	213
Economics and Business	1	45	53	8	2,331	10,816	1,262	11	189	342	100	588
Fine Arts	0	-	-	1	403	1,920	296	6	163	326	35	178
Geography and History	4	817	928	-	21	2,578	439	10	236	546	153	256
Geology	1	71	85	1	39	430	61	3	59	68	26	101
Law	5	1,283	1,720	2	420	5,427	1,082	4	127	192	13	342
Library and Information Science	1	117	168	-	1	418	136	2	31	68	14	63
Mathematics <sup>2</sup>	2	196	235	-	11	531	83	2	18	23	10	117
Medicine	2	311	319	-	1	1,265	185	8	294	402	179	616
Nursing	2	453	454	-	11	1,213	353	2	88	126	36	316
Pharmacy	1	345	857	2	117	1,668	314	8	200	330	115	333
Philology	9	750	1,212	-	10	1,377	358	8	212	367	56	311
Philosophy	0	-	-	1	243	1,020	106	7	122	192	42	68
Physics <sup>2</sup>	2	251	294	1	18	697	116	11	187	311	82	217
Psychology	1	521	1,074	-	7	1,504	384	9	194	343	113	239
Teacher Training	2	825	850	1	129	2,190	700	8	357	438	52	229
<b>% women</b>	<b>-</b>	<b>67.4</b>	<b>68.5</b>	<b>-</b>	<b>52</b>	<b>61</b>	<b>68.6</b>	<b>-</b>	<b>63.6</b>	<b>64.6</b>	<b>63.9</b>	<b>43.6</b>
<b>UB-affiliated centres</b>	<b>5</b>	<b>644</b>	<b>1,341</b>	<b>-</b>	<b>94</b>	<b>1,859</b>	<b>509</b>	<b>4</b>	<b>169</b>	<b>176</b>	<b>16</b>	<b>204</b>

<sup>1</sup> The total includes 6 members of teaching staff from the Institute of Education Sciences.

<sup>2</sup> The figures for both the Faculties of Mathematics and of Physics include 23 new students and the totals for the dual pathway EHEA bachelor's degree in Physics / Mathematics.

“ The University of Barcelona has signed agreements with 95 of the top 200 universities worldwide in the Academic Ranking of World Universities and with 87 of the top 200 universities worldwide in the Times Higher Education Supplement.”

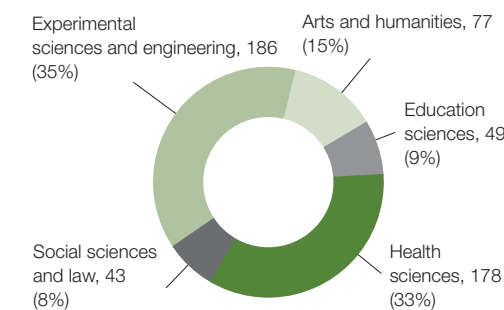


## Research and technology transfer

	2007	2008	2009
<b>Income from research and technology transfer (in thousands of euros)</b>	<b>76,643</b>	<b>90,258</b>	<b>108,680</b>
Research projects <sup>1</sup>	31,484	52,882	76,715
Research projects – FBG agreements	14,729	13,663	15,129
Infrastructures	2,164	1,549	1,605
Other grants	18,047	10,206	9,515
UB agreements	8,267	10,142	3,750
FBG agreements	1,952	1,816	1,966

<sup>1</sup> This includes income generated by the University of Barcelona, the August Pi i Sunyer Biomedical Research Institute (IDIBAPS), the Bellvitge Institute for Biomedical Research (IDIBELL), the Institute for Bioengineering of Catalonia (IBEC), the Institute of Biomedical Research (IRB), the Catalonia Institute of Energy Research (IREC), and the Barcelona Science Park Foundation (PCB).

## Doctoral theses submitted by branch of knowledge, 2008-2009



Barcelona Science Park	2009
Personnel	2,245
Private companies	56
Research groups	81
<b>Scientific and Technical Services</b>	<b>2009</b>
Internal users (principal researchers)	442
External invoicing <sup>1</sup>	3,630
Value of scientific equipment <sup>1</sup>	40,490

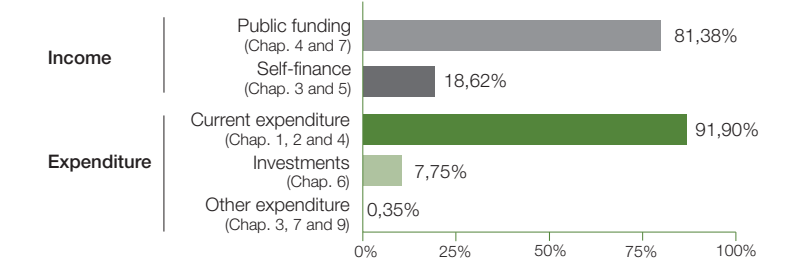
<sup>1</sup> In thousands of euros.

## Research activity

	2009
Doctoral theses submitted (2008-09)	533
Scientific publications <sup>1</sup>	3,679
TRS in R&D projects (%)	62.13
Contracted research doctors	141
Research grantholders	979
AdSS supporting research	245
Research groups consolidated by the Catalan government	243
Ongoing research projects	625
Patents applications	24
Newly-created technology-based companies	5
UB research institutions and centres	23
Research institutions and centres in which the UB participates	13
Interuniversity institutes	2
Documentation centres	3
Observatories	9

<sup>1</sup> Collated by the Institute for Scientific Information (ISI)

## Budget for 2010



## Teaching and research staff (TRS)

2010	% women
<b>Total TRS</b>	<b>4,995 43.6</b>
University professors	542 20.3
University school professors	37 54.1
Tenured university lecturers	1,449 42.2
Tenured university school lecturers	298 57.7
Contracted LOU professors	1 0.0
Tenure-track 2 lecturers	194 42.8
Tenure-track 1 lecturers	231 59.3
Temporary lecturers	48 66.7
Non-civil service temporary lecturers	31 71.0
Adjunct lecturers	1,234 46.0
Adjunct medical lecturers	463 44.3
Assistant lecturers	152 57.9
Others	315 41.3

<b>Full-time equivalent TRS</b>	<b>3,808.6 43.9</b>
<b>TRS with a permanent affiliation<sup>1</sup></b>	<b>2,552 39.9</b>

<sup>1</sup> This includes lecturers, tenure-track 2 lecturers, non-civil service temporary lecturers and contracted LOU professors.

## Administrative and services staff (AdSS)

2010	% women
<b>Total AdSS</b>	<b>2,348 65.4</b>
Civil service AdSS	1,055 82.7
University-contracted AdSS	1,293 51.5
AdSS / TRS ratio	0.47

## Services and activities

2009	
<b>Library</b>	
Monograph collections	1,649,786
Periodical collections	51,420
Books loaned	714,164
Reading points	6,296
<b>Sports Service users</b>	<b>6,746</b>
<b>Grantholders in services</b>	<b>488</b>
<b>Accommodation in halls of residence</b>	
UB halls of residence	910
UB-affiliated halls of residence	864
<b>UB Alumni members</b>	<b>4,450</b>

## Budget for 2010

Income (in thousands of euros)	2009
Chapter 3 Taxes and other income	69,499
Chapter 4 Current transfers	291,503
Chapter 5 Additions to capital	1,136
Chapter 7 Capital transfers	17,203
<b>Expenditure (in thousands of euros)</b>	<b>379,341</b>
Chapter 1 Staff costs	278,899
Chapter 2 Acquisition of assets and services	58,684
Chapter 3 Financial costs	250
Chapter 4 Current transfers	11,035
Chapter 6 Acquisition of assets	29,402
Chapter 7 Capital transfers	389
Chapter 9 Financial liabilities	682

“ The University of Barcelona brings together students of 94 different nationalities.”

