

# The University of Barcelona in figures

October 2013

# The University of Barcelona

Since it was founded in the year 1450, the University of Barcelona has been a leading centre of education, science and critical thought. The quality of its teaching and research, which have won recognition both within and outside Spain, complements the University's commitment to serving the interests of local society and the country as a whole, and combines with a demonstrably dynamic, constructive and humanist character that permeates the daily activities of the institution.

Demand for courses at the UB is now 1.4 times greater than the number of places on offer, and the University's six campuses are home to over 80,000 students each year, distributed across 66 bachelor's degrees, more than 140 university master's degrees, 71 doctoral programmes, over 300 postgraduate courses and some 400 on-site and distance lifelong learning courses. A broad selection of courses is offered, covering the many disciplines that make up the principal branches of knowledge: humanities, health sciences, social and legal sciences, and experimental sciences and engineering.

The University of Barcelona has two campuses of international excellence — the BKC Knowledge Campus and the HUBc Health Sciences campus — that have bolstered institutional policies on intensive research, knowledge transfer to wider society and internationalization. This year, the UB also hosted the first Arab-Euro Conference on Higher Education (AECHE), which drew the participation of more than 150 universities from 40 countries.

This academic year saw the creation of the new Doctoral School, which oversees the doctoral programmes offered by the UB. Important work was also carried out by the Committee for the Reform of the UB Statute, and the supplementary financial aid programme for students was put into operation.

Solidarity, international development cooperation, volunteering with institutions such as the Red Cross and the Banc d'Aliments food bank foundation, good practices in environmental management, sustainability and social responsibility are among the primary concerns that were addressed by the activities of the University community throughout the academic year 2012-2013.

The figures presented here summarize the UB's actions and activities over the last academic year in the areas of teaching, research, innovation, internationalization and mobility.



Dídac Ramírez  
Rector

A handwritten signature in black ink, which appears to be 'Dídac Ramírez', written in a cursive style.

For the academic year 2013-2014, 15,411 students have chosen the University of Barcelona as their first option. This figure represents 33% of students in the Catalan public university system and gives a **demand ratio** for places of 1.4



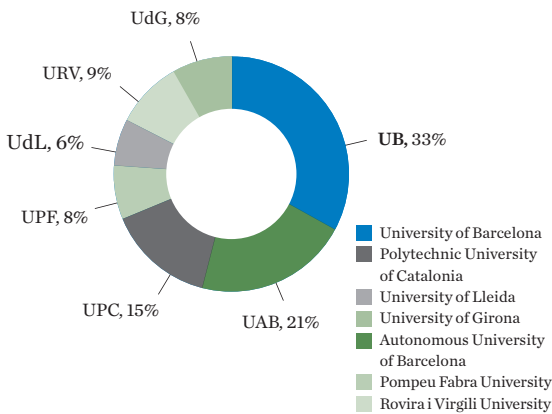
### Course offerings 2012-2013

- 64 bachelor's degrees
- 1 pre-EHEA degree
- 138 university master's degrees
- 71 doctoral programmes
- 367 postgraduate courses
- 49 university extension courses
- 408 lifelong learning courses (IL3)

For the academic year **2013-2014**, a total of **66 bachelor's degrees**, **140 university master's degrees** and **71 doctoral programmes** have been approved

- 5 bachelor's degrees and 5 university master's degrees taught at **UB-affiliated centres**
- 6 **Erasmus Mundus** university master's degrees
- 31 doctoral programmes with the national **Pathway to Excellence** award

### Incoming bachelor's degree students in the Catalan public university system, 2012-2013



- 18 **faculties** and 1 **university school**
- 106 **departments**
- 602,381 m<sup>2</sup> of constructed area
- 5 **UB-affiliated centres**

- 5,312 teaching and research staff
- 262 contracted research doctors
- 2,412 administrative and service staff

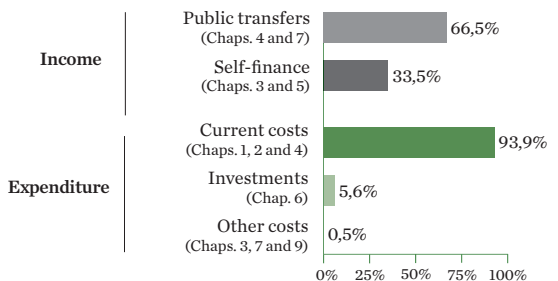
76,338,729 euros generated by the UB Group through research and technology transfer

362,708,103 euros budgeted for 2013

### Students 2012-2013

- 46,449 bachelor's degree and pre-EHEA degree and diploma students
- 4,878 university master's degree students
- 5,139 trainee researchers
- 6,554 postgraduate students (provisional data)

### Budget for 2013



9,147 graduates from bachelor's degrees, non-EHEA degrees and diplomas, and university master's degrees in 2011-2012 and 566 doctoral theses read

**Agreements** signed with 86 of the top 200 universities worldwide, according to the *Times Higher Education Supplement*



## The students

	2010-11	2011-12	2012-13
Bachelor's degree and pre-EHEA degree/diploma students	48,555	47,446	46,449
Incoming bachelor's degree and pre-EHEA degree/diploma students	11,715	11,739	10,730
Bachelor's degree and pre-EHEA degree/diploma graduates	8,016	6,382	7,199 <sup>1</sup>
Full-time-equivalent bachelor's degree and pre-EHEA degree/diploma students	39,814	39,471	38,807
University master's degree students	5,235	5,484	4,878
Incoming university master's degree students	3,366	3,240	3,117
University master's degree graduates	2,115	2,765	2,440 <sup>1</sup>
Trainee researchers	4,229	4,681	5,139
Doctoral theses read	593	566	544 <sup>1</sup>
Postgraduate students	10,175	8,577	6,087 <sup>1</sup>
University extension students	1,229	925	467 <sup>1</sup>
Lifelong learning students (IL3)	24,019	17,371	11,610
Students at UB-affiliated centres (bachelor's degrees, pre-EHEA degrees/diplomas and university master's degrees)	3,219	3,046	3,241
International students (under exchange agreements)	1,829	1,926	1,929
UB students abroad (under exchange agreements)	1,072	1,187	1,322
Students in extra-curricular placements	1,831	2,237	2,248 <sup>1</sup>

<sup>1</sup> Provisional data

Other students	2012-13	% women
School of Modern Languages (EIM)	5,627	62.9
Hispanic Studies	1,933	72.7
Catalan courses	1,746	68.9
Summer courses	1,303	65.0
Institute of Education Sciences	10,334	63.5
Courses for Senior Citizens	3,617	78.0
University of Experience	468	69.0

The UB is **officially represented** in Bolivia and Peking and is working towards establishing similar arrangements in Brazil, the United States and Panama

The University of Barcelona brings together students of **126 nationalities**

## Internationalization

	2012-13
Agreements with universities and other institutions outside Spain	1,787
Official representations overseas	2
International students	9,163 <sup>1</sup>
International teaching staff	179

<sup>1</sup> Provisional data

## Virtual Campus

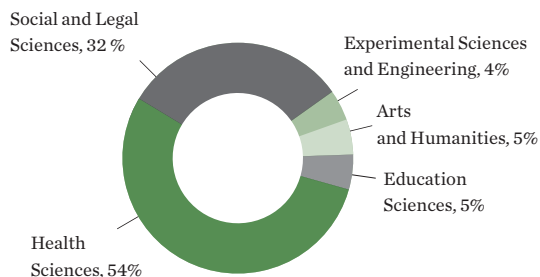
	2012
Teaching material available in digital format <sup>1</sup> (%)	89.9
Users	83,233
Accesses	16,150,756

<sup>1</sup> For subjects in pre-EHEA degrees/diplomas, bachelor's degrees and university master's degrees

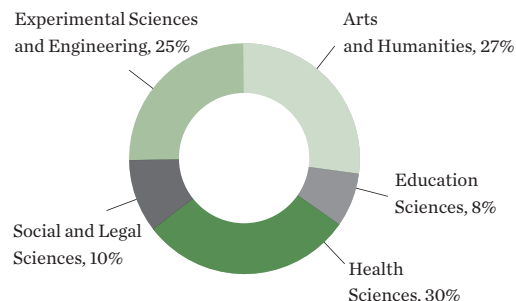
## Teaching improvement and innovation

	2012-13
Teaching innovation	
Consolidated teaching innovation groups	71
Teaching innovation groups	7
Financed teaching innovation projects	182
TRS participating in ICE training courses (%)	65.9

## Postgraduate students by knowledge area, 2012-2013



## Trainee researchers by knowledge area, 2012-2013



## The faculties and schools

	Bachelor's degrees, pre-EHEA degrees/diplomas					University master's degrees				TRS
	Courses offered <sup>1</sup>	Incoming students	Total students	Full-time-equivalent students	Graduates	Courses offered	Incoming students	Total students	Graduates (2011-2012)	
<b>Total UB centres</b>	<b>60</b>	<b>10,730</b>	<b>46,449</b>	<b>38,807.4</b>	<b>6,382</b>	<b>138</b>	<b>3,117</b>	<b>4,878</b>	<b>2,765</b>	<b>5,312</b>
Biology	5	609	2,436	2,059.7	390	12	348	441	338	367
Chemistry	3	369	1,619	1,288.5	221	7	85	140	85	258
Dentistry	1	131	607	546.6	105	—	—	12	20	197
Economics and Business	4	1,668	9,087	7,113.2	1,262	12	289	402	185	606
Education	3	683	2,730	2,463.7	382	8	167	280	136	271
Fine Arts	3	422	1,706	1,440.4	257	6	94	201	112	187
Geography and History	5	907	3,336	2,644.8	517	9	284	572	280	273
Geology	2	116	445	328.4	61	4	40	72	50	102
Law	6	1,338	6,637	5,507.3	870	12	204	316	110	350
Library and Information Science	2	136	521	421.8	71	3	46	71	26	55
Mathematics	2	291	947	636.9	73	2	18	19	13	112
Medicine	2	298	1,794	1,707.9	213	6	245	361	324	658
Nursing	2	469	1,779	1,620.4	239	3	48	115	52	307
Pharmacy	3	537	2,496	2,264.3	451	8	169	234	224	344
Philology	11	896	2,887	2,452.8	361	9	182	306	122	323
Philosophy	1	228	905	668.9	109	6	119	182	85	72
Physics	2	305	1,100	758.4	122	9	145	237	108	235
Psychology	1	486	2,290	1,897.6	505	9	195	346	124	262
Teacher Training	2	841	3,127	2,985.8	173	8	439	571	371	331
<b>% women</b>	<b>—</b>	<b>61.2</b>	<b>61.6</b>	<b>62.5</b>	<b>65.0</b>	<b>—</b>	<b>63.0</b>	<b>63.9</b>	<b>65.0</b>	<b>44.9</b>
<b>UB-affiliated centres</b>	<b>5</b>	<b>759</b>	<b>2,987</b>	<b>2,670</b>	<b>409</b>	<b>5</b>	<b>207</b>	<b>254</b>	<b>124</b>	<b>199</b>

<sup>1</sup> Includes the UB-specific degree in *Private Investigation*, taught at the Faculty of Law

<sup>2</sup> Includes two lecturers affiliated to the Institute of Education Sciences

**5,200 references to the UB's scientific activity**  
in the written press

**20 million visits to the UB web site** in 2012  
(almost 55,000 per day)



## Research and technology transfer

	2010	2011	2012
<b>Income from research and technology transfer</b> (in thousands of euros)	<b>81,206</b>	<b>76,339</b>	<b>58,213</b>
Research projects <sup>1</sup>	55,887	52,107	41,784
Research projects - FBG contracts	9,642	6,850	9,262
Infrastructure	-	1,659	-
Other grants	11,632	11,217	3,134
UB agreements	2,390	2,503	2,471
FBG agreements	1,655	2,002	1,561

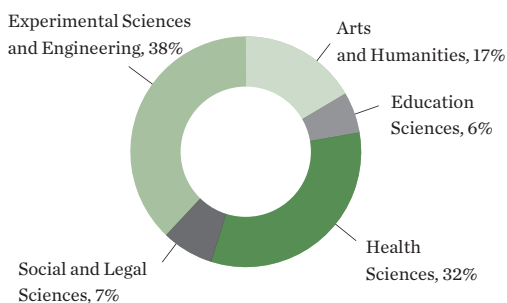
<sup>1</sup>This includes income generated by UB researchers for projects registered to the University of Barcelona, the August Pi i Sunyer Biomedical Research Institute (IDIBAPS), the Bellvitge Institute for Biomedical Research (IDIBELL), the Institute for Bioengineering of Catalonia (IBEC), the Catalonia Institute of Energy Research (IREC), the Institute of Biomedical Research (IRB) and the Barcelona Science Park Foundation (PCB), the Centre for Ecological Research and Forestry Applications (CREAF) and the Centre for Research in Agricultural Genomics (CRAG).

**4,606 scientific publications**

**52 patent applications**

**7 new technology-based spin-offs**

## Doctoral theses read by knowledge area, 2011-2012



<b>Barcelona Science Park</b>	<b>2012</b>
Barcelona Science Park community	2,268
Users under private management	70
Users under public management	31

<b>Science and Technology Centres</b>	<b>2012</b>
Internal users (principal investigators)	438
External invoicing <sup>1</sup>	4,748
Value of scientific equipment <sup>1</sup>	41,110

<sup>1</sup>In thousands of euros

<b>Research activity</b>	<b>2012</b>
Doctoral theses read (2011-2012)	566
Scientific publications <sup>1</sup>	4,606
TRS participating in R&D projects (%)	70.9
Contracted research doctors	262
Research grant holders	890
Research-support AdSS	296
Consolidated research groups (as recognized by the Catalan government)	243
Research groups recognized by the Catalan government	36
Active research projects	677
Priority claims	22
International patent extensions (PCT)	15
Overseas patent applications	15
New technology-based spin-offs	7
UB Research institutes	12
UB University institutes	2
Research institutes to which the UB contributes	8
Inter-university institutes	2
Research centres and special research centres	11
Observatories	10
Documentation centres	3

<sup>1</sup>Collated by the Institute for Scientific Information (ISI)

The UB Solidarity Foundation manages  
6 development cooperation projects outside Spain

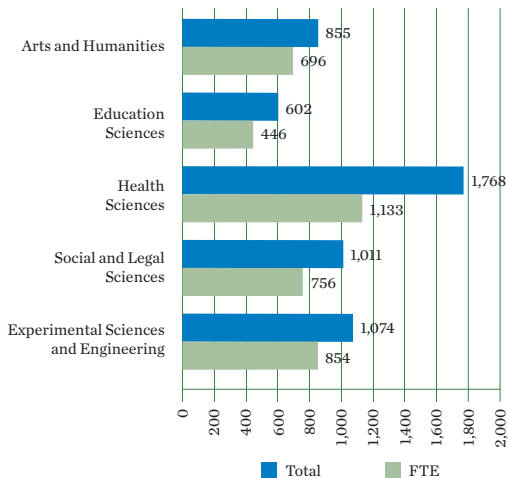
1,435 kg of food donated by the UB community  
to the **Fundació Banc dels Aliments**

## Teaching and research staff (TRS)

2013		% women
<b>Total TRS</b>	<b>5,312</b>	<b>44.9</b>
University professors	572	21.0
University school professors	26	57.7
Tenured university lecturers	1,300	44.0
Tenured university school lecturers	224	56.3
Contracted LOU professors	1	0.0
Tenure-track 2 lecturers	294	47.3
Tenure-track 1 lecturers	174	57.5
Temporary lecturers	18	66.7
Temporary full-time lecturers	72	64.9
Adjunct lecturers	1,621	49.4
Adjunct medical lecturers	471	44.8
Assistant lecturers	58	56.9
Other researchers	190	46.8
Emeritus lecturers on	220	46.4
Other	71	29.6
<b>Full-time-equivalent TRS</b>	<b>3,886.9</b>	<b>45.0</b>
<b>TRS with permanent affiliation<sup>1</sup></b>	<b>2,489</b>	<b>40.9</b>

<sup>1</sup> This includes professors, lecturers, tenure-track 2 lecturers and temporary full-time lecturers.

## TRS by knowledge area, total number and full-time-equivalent (2013)



## Administrative and Service Staff (AdSS)

2013		% women
<b>Total AdSS</b>	<b>2,412</b>	<b>64.7</b>
Publicly-contracted AdSS	1,040	82.2
University-contracted AdSS	1,372	51.5
AdSS/TRS ratio	0.45	

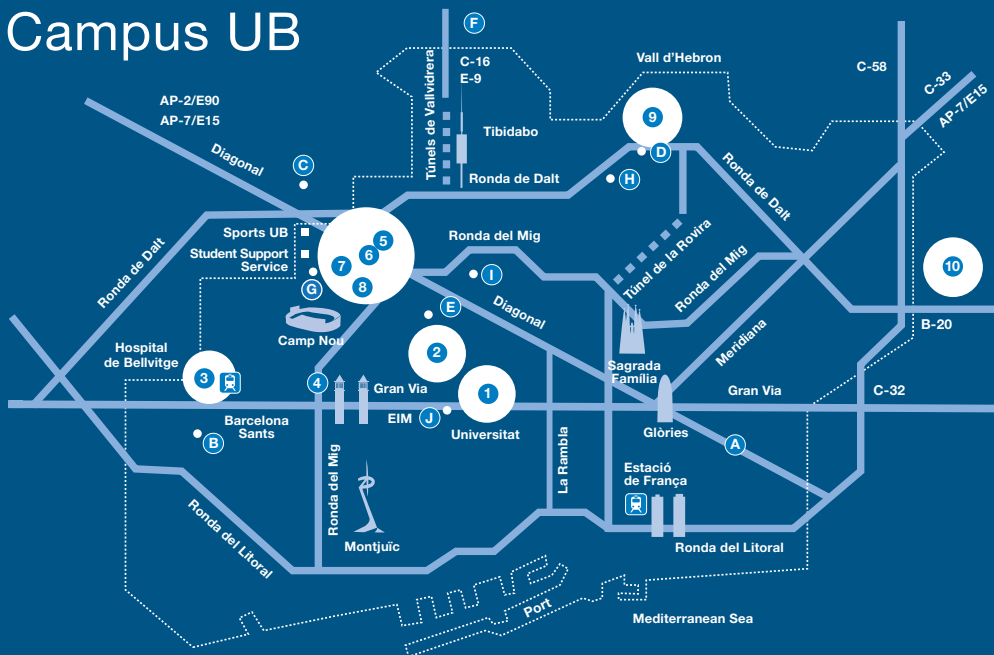
## Services and activities

	2012
<b>Library</b>	
Monographs	1,719,634
Journals and periodicals	56,452
Total loans	927,674
Reading desks	6,210
<b>UB Sports users</b>	<b>7,470</b>
<b>Grant holders in UB services and faculties</b>	<b>701</b>
<b>Accommodation in halls of residence</b>	
UB halls of residence	910
UB-affiliated halls of residence	655
<b>UB Alumni members</b>	<b>8,200</b>

## Budget 2013

<b>Income (in thousands of euros)</b>	<b>362,708</b>
Chap. 3 Fees and other income	111,532
Chap. 4 Current transfers	228,226
Chap. 5 Additions to capital	10,112
Chap. 7 Capital transfers	12,838
<b>Expenditure (in thousands of euros)</b>	<b>362,708</b>
Chap. 1 Staff costs	265,718
Chap. 2 Acqn. goods and services	60,496
Chap. 3 Financial costs	861
Chap. 4 Current transfers	14,200
Chap. 6 Real estate investments	20,307
Chap. 7 Capital transfers	106
Chap. 9 Financial liabilities	1,020

# Campus UB



## 1 Humanities Campus

- Rector's Office, General Manager's Office and general services
- Faculty of Philology
- Faculty of Philosophy
- Faculty of Geography and History
- Faculty of Mathematics

## 2 Medicine Campus Hospital Clínic August Pi i Sunyer

- Faculty of Medicine (Casanova)
- Hospital Clínic of Barcelona

## 3 Bellvitge Health Sciences Campus

- University School of Nursing
- Faculty of Medicine (Bellvitge)
- University Hospital of Bellvitge
- Faculty of Dentistry

## 4 Faculty of Library and Information Science

### Barcelona Knowledge Gateway Campus

- 5 ■ Faculty of Law
- Faculty of Economics and Business
- 6 ■ Faculty of Fine Arts
- Faculty of Biology
- Faculty of Pharmacy
- Faculty of Physics
- Faculty of Geology
- Faculty of Chemistry
- 7 ■ Barcelona Science Park
- 8 ■ Penyafort-Montserrat-Llull Halls of Residence
- Sports UB
- Student Support Service (SAE)

## 10 Mundet Campus

- Faculty of Teacher Training
- Faculty of Education
- Faculty of Psychology
- Institute of Education Sciences

## 11 Food and Nutrition Torribera Campus

- A ■ Institute for Lifelong Learning
- B ■ National Institute of Physical Education of Catalonia (INEFC)
- C ■ Sant Joan de Déu University School of Nursing
- D ■ University School of Hotel Management and Tourism – CETT
- E ■ School of Labour Relations
- F ■ School of Cinema and Audiovisual Studies of Catalonia (ESCAC)
- G ■ Industrial Relations (Faculty of Law)
- H ■ Center for International Historical Studies (CEHI)
- I ■ Sant Jordi Hall of Residence
- J ■ Area of Further Training – EIM



Gran Via de les Corts Catalanes, 585  
08007 Barcelona  
Tel.: 934 021 100  
www.ub.edu

