

■ During 2010-2011, 33% of the new students in the Catalan public university system chose the UB as their first option.



### Basic figures

	2010-11	% women
Total students <sup>1</sup>	87,486	64.9
Bachelor's degrees	48,555	61.9
University master's degrees	5,235	64
Doctoral degrees	4,229	58.2
Postgraduate courses <sup>2</sup>	9,438	76.2
University extension courses <sup>2</sup>	1,070	58.2
Lifelong learning courses (IL3)	24,019	71.4
Students in affiliated centres	3,219	59.2
Incoming students in bachelor's degrees	11,715	60.1
Incoming students in university master's degrees	3,366	63.1
Full-time equivalent students in bachelor's degrees	39,814	62
Bachelor's degree holders (2009-10)	7,510	69.6
Master's degree holders (2009-10)	2,136	65.5
Doctors (2009-10)	469	52
Doctoral theses submitted (2009-10)	528	50.8

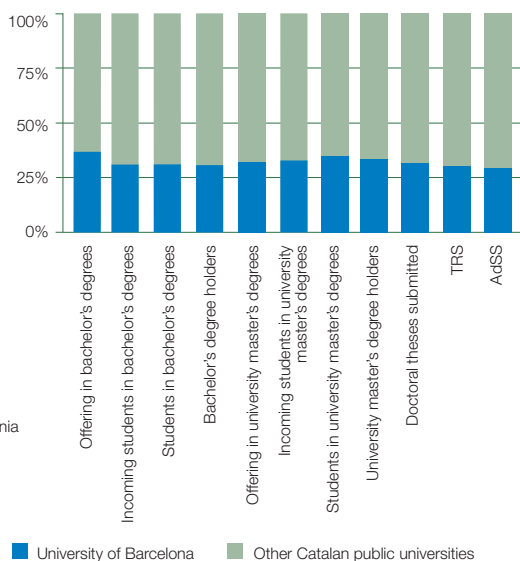
Budget 2011 <sup>1</sup>	379,410
Income from research <sup>1</sup>	81,206
Constructed surface (m <sup>2</sup> )	602,381
Faculties and university schools	19
UB-affiliated centres	5
UB departments	106
Teaching and research staff (TRS)	5,247
Administrative and service staff (AdSS)	2,448

<sup>1</sup> In thousands of euros

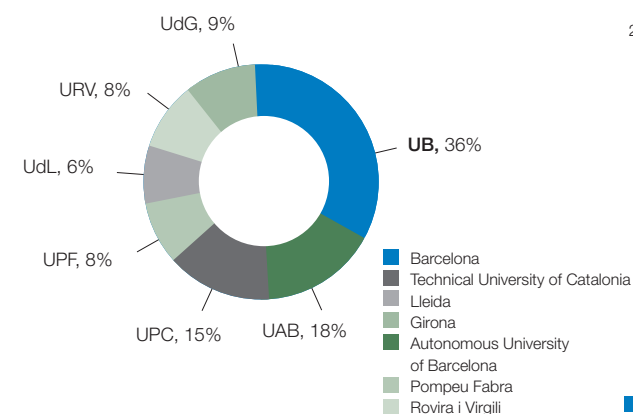
■ 70 bachelor's degrees (6 not adapted to the European Higher Education Area - EHEA)  
146 university master's degrees  
71 doctoral programs  
440 postgraduate courses  
56 university extension courses  
566 corporate and open lifelong learning courses (IL3)

For the academic year 2011-2012, 65 bachelor's degrees and 152 university master's degrees have been approved.

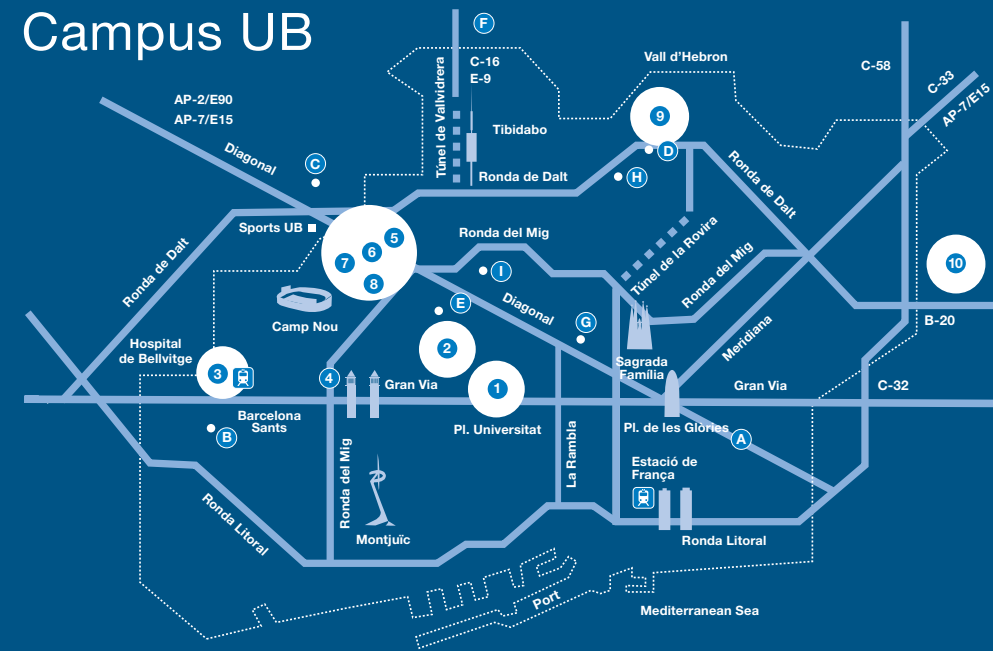
### The UB in the Catalan public university system 2009-2010



### Incoming bachelor's degree students in the Catalan public university system, 2010-2011



## Campus UB



- 1 Humanities Campus**
  - Rector's Office, General Manager's Office and General Services
  - Faculty of Philology
  - Faculty of Philosophy
  - Faculty of Geography and History
  - Faculty of Mathematics
- 2 Medicine - Hospital Clinic Campus August Pi i Sunyer**
  - Faculty of Medicine (Casanova)
  - Hospital Clinic of Barcelona
- 3 Bellvitge Health Sciences Campus**
  - University School of Nursing
  - Faculty of Medicine (Bellvitge)
  - University Hospital of Bellvitge
  - Faculty of Dentistry
- 4 Faculty of Library and Information Science**
- Barcelona Knowledge Campus (BKC)**
  - 5 ■ Faculty of Law
  - Faculty of Economics and Business
- 6**
  - Faculty of Fine Arts
  - Faculty of Biology
  - Faculty of Pharmacy
  - Faculty of Physics
  - Faculty of Geology
  - Faculty of Chemistry
- 7**
  - Barcelona Science Park (PCB)
- 8**
  - Panyafort-Montserrat-Lluïl Halls of Residence
- 9 Mundet Campus - University of Barcelona**
  - Faculty of Teacher Training
  - Faculty of Education
  - Faculty of Psychology
  - Institute of Education Sciences
- 10 Food and Nutrition Torribera Campus**
  - A ■ Institute for Lifelong Learning (IL3-UB)
  - B ■ National Institute of Physical Education of Catalonia (INEFC)
  - C ■ Sant Joan de Déu University School of Nursing
  - D ■ CETT University School of Hotel Management and Tourism
  - E ■ School of Labour Relations (ESRP)
  - F ■ School of Cinema and Audiovisual Studies of Catalonia (ESCAC)
  - G ■ Industrial Relations, Còrsega Building
  - H ■ Centre for International Historical Studies (CEHI)
  - I ■ Sant Jordi Hall of Residence



Gran Via de les Corts Catalanes, 585  
08007 Barcelona  
Tel.: 934 021 100  
www.ub.edu

# The University of Barcelona in figures



## The University of Barcelona

Since it was founded in the year 1450, the University of Barcelona has always proved to be a dynamic player in the provision of academic and scientific services to the community and country, and today it has become a benchmark institution in research and higher education.

With its eighteen faculties and its university school, the UB provides the most broad-ranging academic offering in Catalonia, serving over 90,000 students each year in bachelor's and postgraduate degree courses in both face-to-face and distance learning modes.

In research, the UB works on the frontiers of such disciplines as biomedicine and biotechnology, but is also active in a number of other fields including the traditional experimental sciences, social sciences, the humanities, health and fine arts, where its researchers receive citations in the most prestigious international publications.

The result of its tireless efforts to improve its offering, the University of Barcelona also stands as the top Spanish university in the biggest international projects producing rankings of higher education institutions. At national level, and following the institution of its first Campus of International Excellence (CIE) in conjunction with the Technical University of Catalonia (the Barcelona Knowledge Campus or BKC), the UB has now achieved recognition of its second CIE, the Health University of Barcelona Campus (HUBc).

An indication of their firm commitment to the city of which they form part, the UB's six campuses are strategically placed across the

Barcelona inner city area, thereby fostering the necessary symbiosis between the university and its urban surroundings. The inauguration of the new teaching facilities on the Food and Nutrition Torribera Campus has helped the University to further consolidate its geographical reach.

The figures recorded here summarize the UB's activities during the academic year 2010-2011. The important work they describe is the direct result of the immense efforts of our university community: together with the UB's ability to establish financial stability, it is that community which has helped us establish a position where we can face the challenges of the future.



Didac Ramirez  
Rector

October 2011





- 5 bachelor's degrees and 5 university master's degrees taught in **UB-affiliated centres**,
- 5 **Erasmus Mundus** university master's degrees,
- 35 doctoral programs expecting to receive **Excellence Awards**.



## The students

	2008-09	2009-10	2010-11
Bachelor's degree students <sup>1</sup>	48,985	48,835	48,555
Incoming bachelor's degree students	11,720	11,975	11,715
Full-time equivalent students in bachelor's degrees	36,890	38,536	39,814
Students in university master's degrees	3,788	4,993	5,235
Incoming students in university master's degrees	2,494	3,101	3,366
Doctoral students	3,419	3,627	4,229
Postgraduate students	8,642	9,520	9,438 <sup>2</sup>
University extension students	1,400	1,304	1,070 <sup>2</sup>
Lifelong learning students (IL3)	30,992	28,535	24,019
Students in UB-affiliated centres (bachelor's degrees and university master's degrees)	3,516	3,376	3,219
Visiting students (under exchange agreements)	1,748	1,660	1,829
UB students abroad (under exchange agreements)	790	893	1,072
Students in non-curricular practicals	1,848	1,898	1,831 <sup>2</sup>

<sup>1</sup> This includes students on adapted degree courses and degree courses in the process of being phased out

<sup>2</sup> Provisional data

Other students	2010-11	% women
School of Modern Languages	4,315	64.4
Institute of Hispanic Studies	2,471	67.6
Language Services (Catalan courses)	3,027	68.9
Summer courses	1,624	61.1
Institute of Education Sciences	8,032	66
Activities for Senior Citizens	3,685	78
University of Experience	169	64

- The UB brings together students of 121 different nationalities.

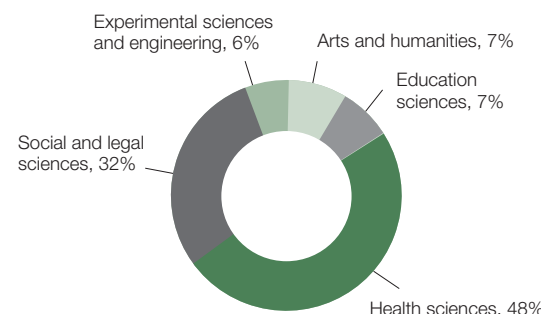
<sup>1</sup> Provisional data

## Improvement and innovation in teaching

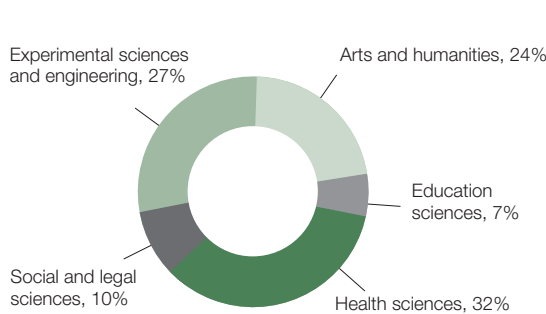
	2010-11
<b>Teaching innovation</b>	
Consolidated teaching innovation groups	65
Teaching innovation groups	22
Financed teaching innovation projects	97
<b>TRS participating in ICE training courses (%)</b>	<b>56.45</b>
<b>Internationalization</b>	
	2010-11
Number of international agreements	1,630
Number of international students	8,954 <sup>1</sup>
Number of international teaching staff	173

<sup>1</sup> Provisional data

## Postgraduate students by study area



## Doctoral students by study area




## The faculties and schools

	Students in EHEA bachelor's degree courses			Students in bachelor's degree courses not adapted to the EHEA			University master's degree courses				TRS
	Offering in degree courses	New students	Total number of students	New students	Total number of students	Graduates (2009-10)	Offering in degree courses	New students	Total number of students	Graduates (2009-10)	
<b>UB Total</b>	<b>59</b>	<b>10,911</b>	<b>22,328</b>	<b>804</b>	<b>26,227</b>	<b>7,510</b>	<b>141</b>	<b>3,366</b>	<b>5,235</b>	<b>2,136</b>	<b>5,247</b>
Biology	5	521	1,512	8	929	338	13	405	516	280	362
Chemistry	3	355	893	25	736	237	6	118	178	74	259
Dentistry	1	122	237	1	404	113	1	25	35	8	202
Education	3	685	1,284	5	1,436	658	8	164	238	57	257
Economics and Business	4	1,850	3,040	277	7,294	1,379	12	204	349	160	593
Fine Arts	3	425	674	19	1,201	251	6	150	229	84	188
Geography and History	5	942	1,758	-	1,830	451	12	330	731	176	273
Geology	2	139	210	1	315	73	3	52	58	57	102
Law	5	1,316	2,882	364	4,246	1,064	6	144	241	56	355
Library and Information Science	1	120	264	-	248	135	2	34	69	13	60
Mathematics	2	260	479	3	372	70	2	17	27	11	116
Medicine	4	366	658	4	1,004	242	10	422	529	229	643
Nursing	2	479	896	1	805	377	3	34	121	33	324
Pharmacy	3	525	1,577	68	1,065	386	9	238	325	202	348
Philology	9	851	1,925	2	789	300	9	189	288	60	319
Philosophy	1	255	286	10	713	105	7	131	204	83	78
Physics	2	261	517	10	506	98	13	146	282	117	239
Psychology	1	530	1,556	3	1,025	428	9	150	314	137	251
Teacher Training	3	909	1,680	3	1,309	805	10	413	501	299	275
<b>% women</b>	<b>-</b>	<b>60.7</b>	<b>63.7</b>	<b>52.4</b>	<b>60</b>	<b>69.1</b>	<b>-</b>	<b>63.1</b>	<b>64</b>	<b>65.5</b>	<b>44.3</b>
<b>UB-affiliated centres</b>	<b>5</b>	<b>798</b>	<b>1,866</b>	<b>4</b>	<b>1,173</b>	<b>660</b>	<b>5</b>	<b>126</b>	<b>180</b>	<b>-</b>	<b>204</b>

<sup>1</sup> The total includes 6 members of teaching staff affiliated at the Institute of Education Sciences

- The University of Barcelona has signed **agreements** with 92 of the top 200 universities worldwide in the Academic Ranking of World Universities and with 84 of the top 200 universities worldwide in the *Times Higher Education Supplement*.

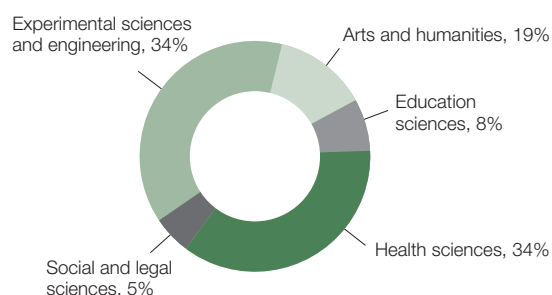


## Research and technology transfer

	2008	2009	2010
<b>Income from research and technology transfer</b> (in thousands of euros)	<b>90,258</b>	<b>108,680</b>	<b>81,206</b>
Research projects <sup>1</sup>	52,882	76,715	55,887
Research projects – FBG agreements	13,663	15,129	9,642
Infrastructures	1,549	1,605	-
Other grants	10,206	9,515	11,632
UB agreements	10,142	3,750	2,390
FBG agreements	1,816	1,966	1,655

<sup>1</sup> This includes income generated by the University of Barcelona, the August Pi i Sunyer Biomedical Research Institute (IDIBAPS), the Bellvitge Institute for Biomedical Research (IDIBELL), the Institute for Bioengineering of Catalonia (IBEC), the Catalonia Institute of Energy Research (IREC), the Institute of Biomedical Research (IRB), and the Barcelona Science Park Foundation (PCB)

## Doctoral theses submitted, 2009-2010



## Barcelona Science Park

	2010
Personnel	2,128
Private companies	64
Research groups	88

## UB Science and Technology Centres (CCITUB)

	2010
Internal users (principal researchers)	453
External invoicing <sup>1</sup>	4,250
Value of scientific equipment <sup>1</sup>	41,110

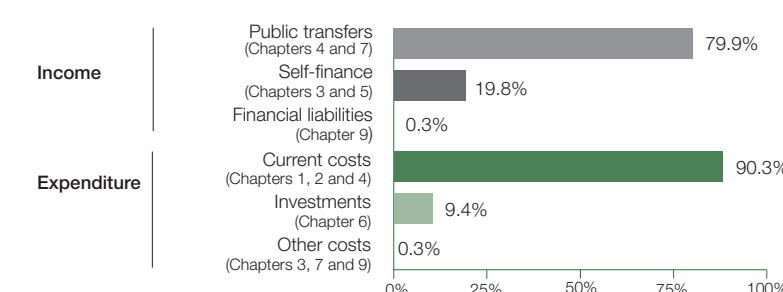
<sup>1</sup> In thousands of euros

## Research activity

	2010
Doctoral theses submitted (2009-10)	528
Scientific publications <sup>1</sup>	3,723
TRS in R&D projects (%)	69
Contracted research doctors	154
Research grantholders	989
AdSS supporting research	264
Research groups consolidated by the Catalan government (Generalitat de Catalunya)	243
Ongoing research projects	657
Patent applications	28
International patent applications	17
New technology-based companies	2
UB research institutions and centres	23
Research institutions and centres in which the UB participates	13
Interuniversity institutes	2
Documentation centres	3
Observatories	10

<sup>1</sup> Collated by the Institute for Scientific Information (ISI).

## Budget for 2011



## Teaching and research staff (TRS)

2011	%women	2010
<b>Total TRS</b>	<b>5,247</b>	<b>44.3</b>
University professors	545	21.3
University school professors	31	61.3
Tenured university lecturers	1,382	42.7
Tenured university school lecturers	263	57
Contracted LOU professors	1	-
Tenure-track 2 lecturers	238	45
Tenure-track 1 lecturers	241	55.6
Temporary lecturers	15	66.7
Non-civil service temporary lecturers	66	66.7
Adjunct lecturers	1,426	48
Adjunct medical lecturers	479	44.1
Assistant lecturers	120	61.7
Other researchers	169	44.4
Emeritus lecturers on the early retirement plan	223	41.3
Others	48	39.6
<b>Full-time-equivalent TRS</b>	<b>3,881,1</b>	<b>44.5</b>
<b>TRS with a permanent affiliation<sup>1</sup></b>	<b>2,526</b>	<b>48.1</b>

<sup>1</sup> This includes lecturers, tenure-track 2 lecturers, non-civil service temporary lecturers and contracted LOU professors

## Administrative and service staff (AdSS)

2011	%women
<b>Total AdSS</b>	<b>2,448</b>
Civil service AdSS	1,096
University-contracted AdSS	1,352
AdSS/TRS Ratio	0.47

## Services and activities

	2010
<b>Library</b>	
Monograph collections	1,523,401
Periodical collections	35,246
Books loaned	826,738
Reading points	6,469
<b>Sports UB users</b>	<b>7,136</b>
<b>Grantholders in services</b>	<b>455</b>
<b>Accommodation in halls of residence</b>	
UB halls of residence	910
UB-affiliated halls of residence	824
<b>UB Alumni members</b>	<b>6,139</b>
<b>Budget 2011</b>	
<b>Income</b> (in thousands of euros)	<b>379,410</b>
Chapter 3 Taxes and other income	73,276
Chapter 4 Current transfers	282,359
Chapter 5 Additions to capital	1,966
Chapter 7 Capital transfers	20,603
Chapter 9 Financial liabilities	1,206
<b>Expenditure</b> (in thousands of euros)	<b>379,410</b>
Chapter 1 Staff costs	265,585
Chapter 2 Acquisition of assets and services	63,230
Chapter 3 Financial costs	251
Chapter 4 Current transfers	13,795
Chapter 6 Investments	35,596
Chapter 7 Capital transfers	237
Chapter 9 Financial liabilities	716

