

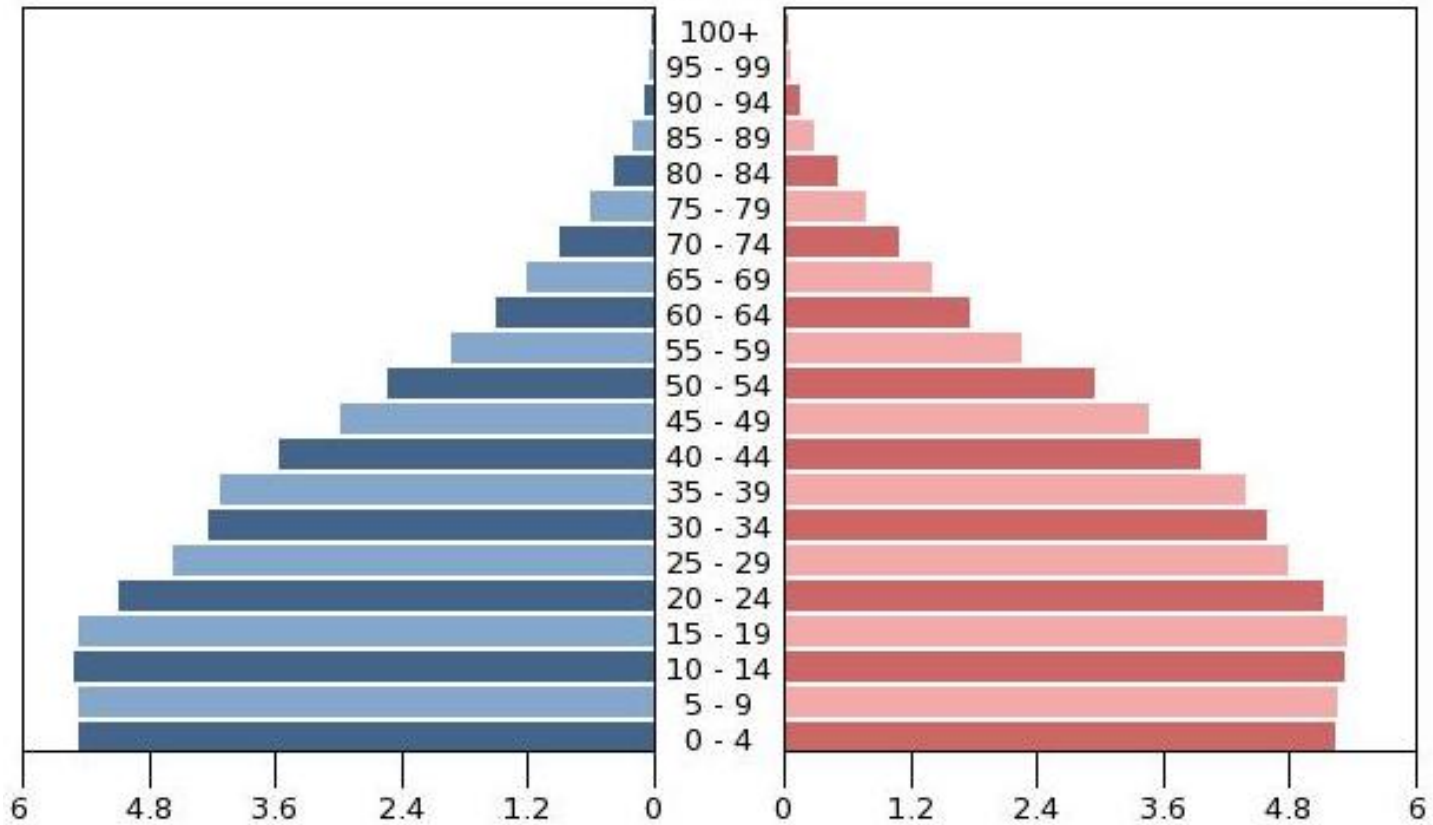
Mexico

| Demographic Indicators | 2011 | 1995 | 2005 | 2015 | 2025 |
|---|---------|--------|---------|---------|---------|
| Population | | | | | |
| Midyear population (in thousands) | 113,724 | 92,880 | 106,203 | 118,689 | 130,199 |
| Growth rate (percent) | 1.1 | 1.6 | 1.2 | 1.0 | 0.8 |
| Fertility | | | | | |
| Total fertility rate (births per woman) | 2.3 | 3.0 | 2.5 | 2.2 | 2.1 |
| Crude birth rate (per 1,000 population) | 19 | 26 | 21 | 18 | 16 |
| Births (in thousands) | 2,176 | 2,390 | 2,231 | 2,146 | 2,069 |
| Mortality | | | | | |
| Life expectancy at birth (years) | 76 | 73 | 75 | 77 | 79 |
| Infant mortality rate (per 1,000 births) | 17 | 31 | 21 | 15 | 11 |
| Under 5 mortality rate (per 1,000 births) | 20 | 36 | 24 | 17 | 13 |
| Crude death rate (per 1,000 population) | 5 | 5 | 5 | 5 | 6 |
| Deaths (in thousands) | 553 | 447 | 502 | 596 | 736 |
| Migration | | | | | |
| Net migration rate (per 1,000 population) | -3 | -4 | -5 | -3 | -2 |
| Net number of migrants (in thousands) | -368 | -415 | -485 | -325 | -275 |

Male

Mexico - 2011

Female

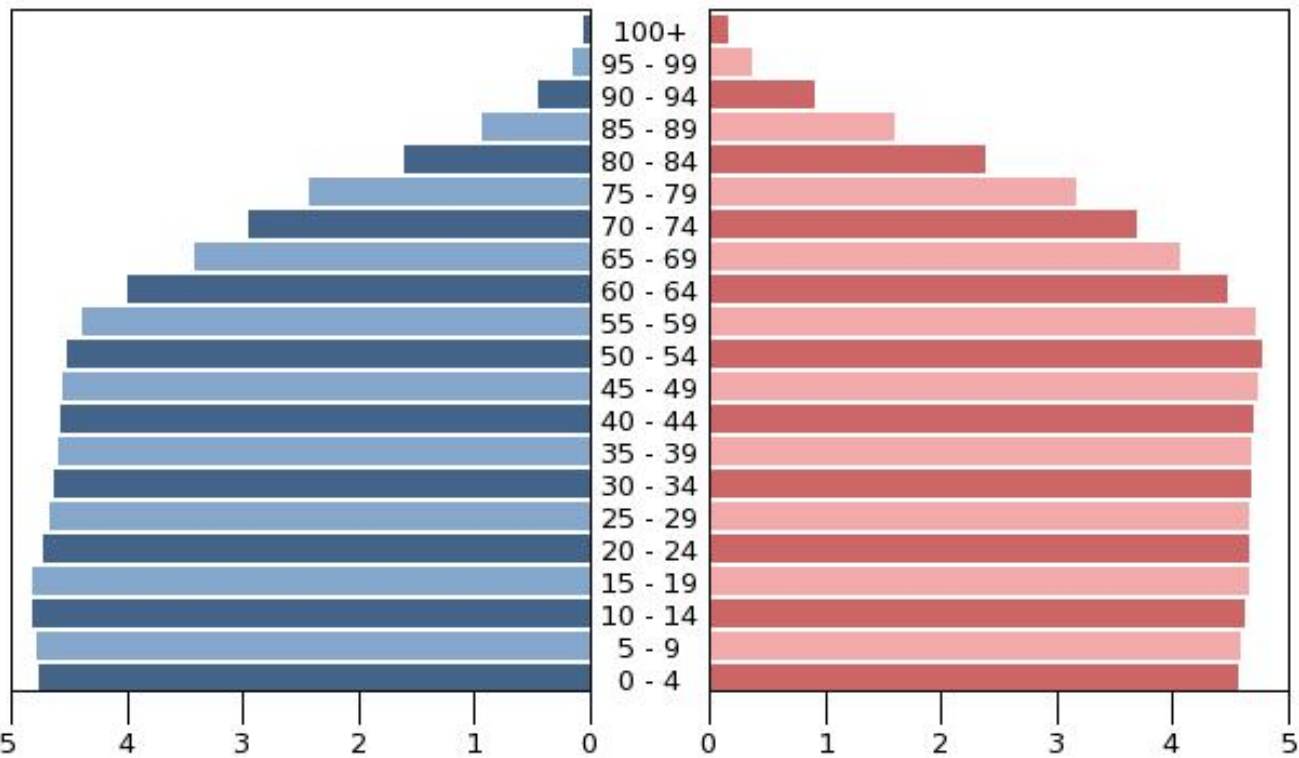


Population (in millions)

Male

Mexico - 2050

Female



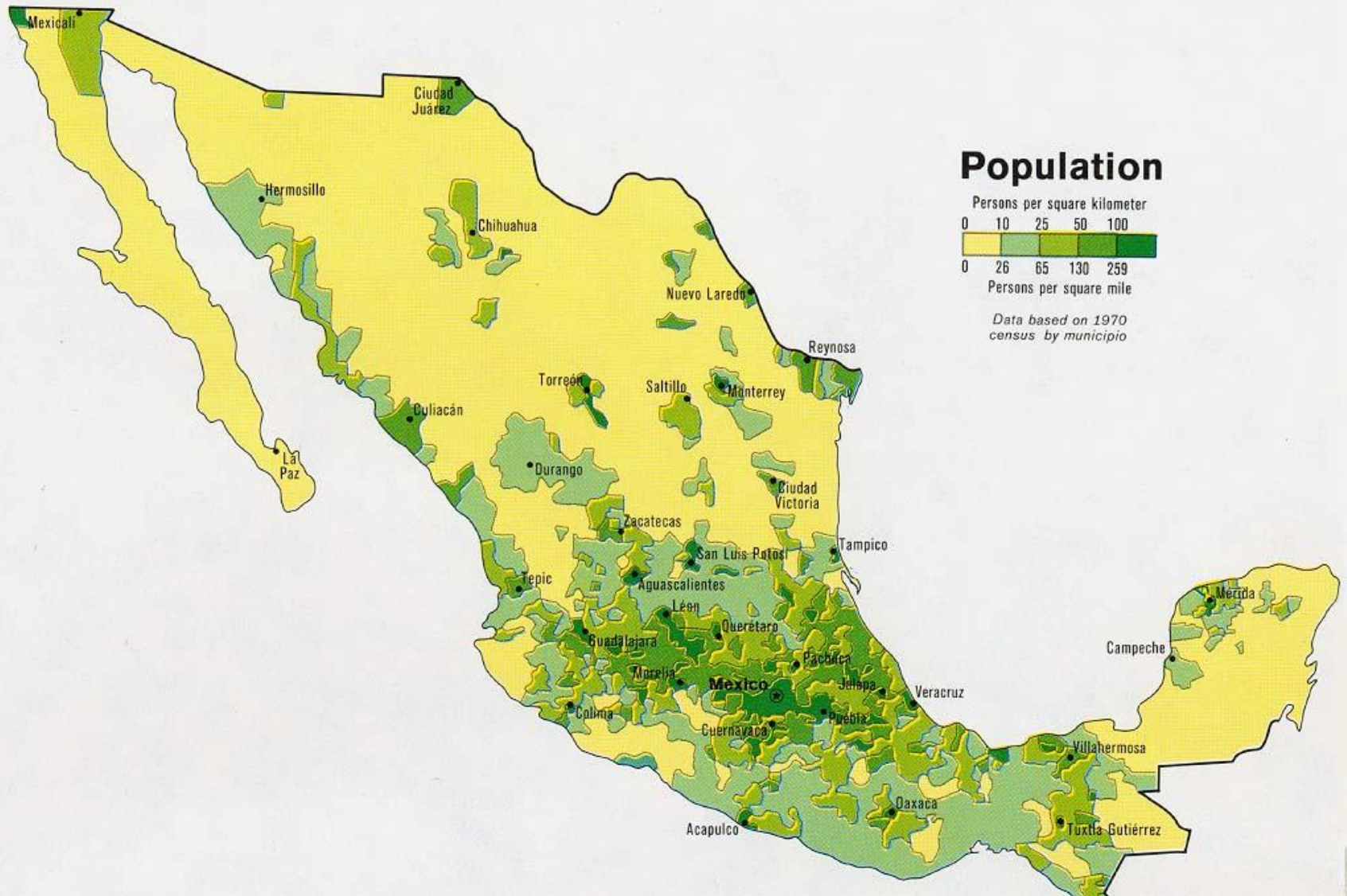
Population (in millions)

MEXICO POBLACION

- PROFOUND CHANGES OCCURRED IN Mexican society during the second half of the twentieth century.
- A sharp decline in mortality levels, coupled with fertility rates that remained relatively high until the mid-1970s, produced a massive population increase. Indeed, the 1990 census total of approximately 81 million Mexicans was more than triple the figure recorded forty years earlier.
- Mexico's stagnant agricultural sector could not absorb the millions of additional workers, triggering a steady migration to the cities. As a result, Mexico shifted from a predominantly rural to a heavily urban society.
- Because of the lack of available housing, migrants generally clustered on the periphery of Mexico City and other major urban centers. The local infrastructure often could not keep pace with such growth, resulting in serious environmental concerns.

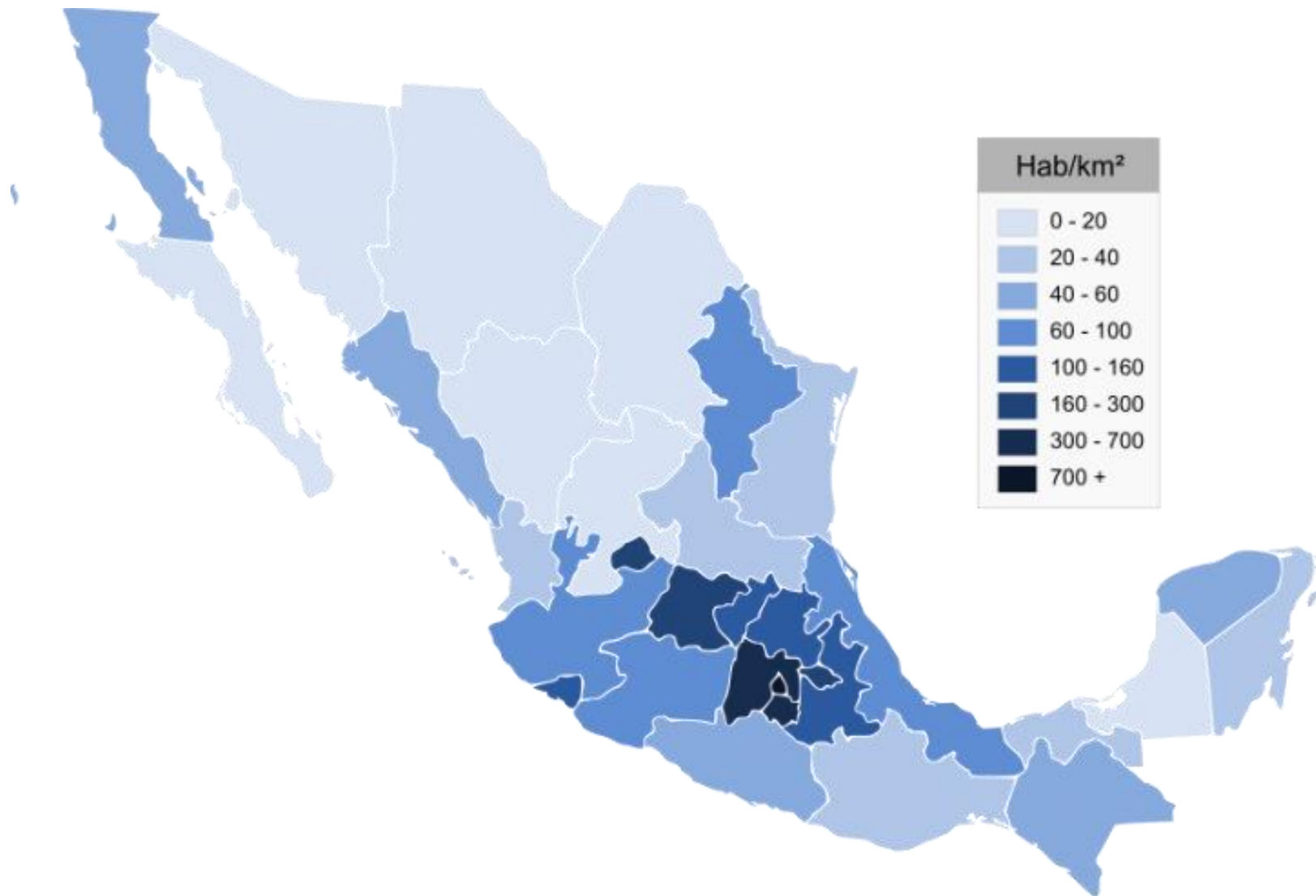
Mexico. Densidad de población 1970

http://www.mapcruzin.com/free-maps-thematic/mexico_pop_1978.jpg



MEXICO. DENSIDAD DE POBLACIÓN 2000

<http://wasatchecon.wordpress.com/2010/03/02/mexico-population-distribution/>



MEXICO – CULTURA Y GRUPOS ÉTNICOS

- Originally racial designators, the terms *mestizo* and *Indian* have lost almost all of their previous racial connotation and are now used entirely to designate cultural groups.
- Historically, the term *mestizo* described someone with mixed European and indigenous heritage. Mestizos occupied a middle social stratum between whites and pure-blooded indigenous people. Whites themselves were divided into *criollo* (those born in the New World) and *peninsular* (those born in Spain) subgroups.
- In contemporary usage, however, the word *mestizo* refers to anyone who has adopted Mexican Hispanic culture. Seen in this cultural context, both those with a solely European background and those with a mixed European-indigenous background are automatically referred to as mestizos.
- Ladino is used in many Latin American countries for those who are culturally Hispanic.
- Members of indigenous groups also may be called (and may call themselves) mestizos if they have the dominant Hispanic societal cultural values.

MEXICO. INDIOS

- If an indigenous person can become a mestizo, who, then, is an Indian? Anthropologist Alan Sandstorm lists minimum criteria that compose a definition of Indian ethnicity.
- According to Sandstorm, an Indian is someone who identifies himself as such; chooses to use an indigenous language in daily speech; remains actively involved in village communal affairs; participates in religious ceremonies rooted in native American traditions; and attempts to achieve a harmony with, rather than control over, the social and natural worlds.
- Should one or more criteria become absent over time, the individual probably has begun the transition to becoming a mestizo.

MEXICO. MESTIZOS E INDIOS

- Although mestizos and Indians may both reside in rural areas and have relatively comparable levels of income, they maintain different lives. Such differences can lead to highly negative perceptions about each other.
- Mestizos often contend that Indians are too unmotivated and constrained by tradition to deal appropriately with the demands of modern society. Indians, in turn, frequently complain that mestizos are aggressive, impatient, and disrespectful toward nature.

GRUPOS ÉTNICOS Y LENGUAS

- Given the cultural use of the terms, it would be unrealistic to expect Mexican census officials to count the number of mestizos and Indians based on racial criteria. However, in measuring how many people speak an indigenous language, the census at least serves to identify a minimum number of racially unmixed Indians.
- In 1990, 7.5 percent of the Mexican population, or approximately 5.3 million people five years of age and over, spoke an Indian language. Of that total, approximately 79 percent knew Spanish as well and thus were at least potential cultural converts to the mestizo world.

MAS INDIOS EN EL SUR QUE EN EL NORTE

- Enormous statewide differences exist in familiarity with indigenous languages. Roughly speaking, familiarity with indigenous languages increases from north to south.
- The latest census showed that almost no native speakers lived in a band of eight contiguous states stretching from Coahuila in the northeast to Jalisco and Colima along the north-central Pacific coast.
- Speakers of indigenous languages constituted less than 5 percent of the population in states in the far northwest and along a central belt of states from Michoacán in the west to Tlaxcala in the east.
- The percentage climbed to between 10 and 20 percent in another contiguous grouping of states from San Luis Potosí to Guerrero, to 26 percent in Oaxaca, to 32 and 39 percent, respectively, in Quintana Roo and Chiapas, and to 44 percent in Yucatán. Only 63 percent of users of indigenous languages in Chiapas also knew Spanish.

LAS LENGUAS INDIGENAS EN MÉXICO

- Specialists have identified twelve distinct Mexican linguistic families, more than forty subgroups, and more than ninety individual languages.
- Nearly 23 percent of all native speakers speak Náhuatl, the language of the Aztec people and the only indigenous language found in fifteen states. Other major indigenous languages include Maya (spoken by approximately 14 percent of all Indians and primarily used in the southeast from the Yucatan Peninsula to Chiapas); Zapotec (spoken by approximately 7 percent of all Indians and largely used in the eastern part of Oaxaca); Mixtec (also spoken by approximately 7 percent of all Indians and primarily found in Oaxaca and Guerrero);
- Otomí (spoken by approximately 5 percent of all Indians and used in central Mexico, especially the states of México, Hidalgo, and Querétaro); Tzeltal (spoken by nearly 5 percent of all Indians and used in Chiapas); and Tzotzil (spoken by roughly 4 percent of the Indian population and also used in Chiapas). With twelve different Indian languages, Oaxaca has the nation's most diverse linguistic pattern.

MEXICO

MARGINALIDAD INDÍGENA

- Census data reveal that Indians remain the most marginalized sector of Mexican society. More than 40 percent of the Indian population fifteen years of age and older was illiterate in 1990, roughly three times the national rate.
- Thirty percent of Indian children between six and fourteen years of age did not attend school. Indians also had significantly higher morbidity and mortality rates associated with infectious and parasitic illness, higher levels of nutritional deficiencies, and less access to such basic services as indoor plumbing, piped water, and electricity.

CRECIMIENTO URBANO EN MÉXICO

- Three cities--Mexico City, Guadalajara, and Monterrey--dominated the urban landscape in the mid-1990s. Their metropolitan areas accounted for about one-fourth of the nation's population and more than 40 percent of the total urban population. Nonetheless, the highest growth rates between 1970 and 1990 occurred in cities containing populations ranging from 100,000 to 1 million.

MEXICO REGION METROPOLITANA

- With 19,2 million residents reported in the 2005 census, the Mexico City metropolitan area alone contained 18.5 percent of the total national population. However, the metropolitan area expanded only 5.8 percent from 1980 to 1990, far below the 2.3 percent per annum national population growth rate over the same period. The population of Mexico City itself declined from 9.2 million in 1980 to 8.2 million in 1990, a 10.9 percent reduction.
- This decline probably reflected both dislocations experienced by low-income, center-city residents following the 1985 earthquake and contracting employment opportunities during the economic crisis of the 1980s. However, Mexico City should be viewed not as a single metropolitan area but rather as an emerging megalopolis also incorporating the cities and surrounding environs of Puebla, Toluca, and Cuernavaca.
- Seen from this perspective, the region continued to grow during the 1980s, and included slightly more than 17 million people in 1990.