

TABLAS ESTADÍSTICAS

II. FUNCIÓN DE DISTRIBUCIÓN $N(0, 1)$ $F(-x) = 1 - F(x)$

x	F(x)	x	F(x)	x	F(x)	x	F(x)	x	F(x)	x	F(x)
0.01	0.503989	0.51	0.694974	1.01	0.843752	1.51	0.934478	2.01	0.977784	2.51	0.993963
0.02	0.507978	0.52	0.698468	1.02	0.846135	1.52	0.935744	2.02	0.978308	2.52	0.994132
0.03	0.511966	0.53	0.701944	1.03	0.848494	1.53	0.936991	2.03	0.978821	2.53	0.994296
0.04	0.515953	0.54	0.705401	1.04	0.850830	1.54	0.938219	2.04	0.979324	2.54	0.994457
0.05	0.519938	0.55	0.708840	1.05	0.853140	1.55	0.939429	2.05	0.979817	2.55	0.994613
0.06	0.523922	0.56	0.712260	1.06	0.855427	1.56	0.940620	2.06	0.980300	2.56	0.994766
0.07	0.527903	0.57	0.715661	1.07	0.857690	1.57	0.941792	2.07	0.980773	2.57	0.994915
0.08	0.531881	0.58	0.719042	1.08	0.859928	1.58	0.942946	2.08	0.981237	2.58	0.995059
0.09	0.535856	0.59	0.722404	1.09	0.862143	1.59	0.944082	2.09	0.981691	2.59	0.995201
0.10	0.539827	0.60	0.725746	1.10	0.864333	1.60	0.945200	2.10	0.982135	2.60	0.995338
0.11	0.543795	0.61	0.729069	1.11	0.866500	1.61	0.946301	2.11	0.982570	2.61	0.995472
0.12	0.547758	0.62	0.732371	1.12	0.868643	1.62	0.947383	2.12	0.982996	2.62	0.995603
0.13	0.551716	0.63	0.735652	1.13	0.870761	1.63	0.948449	2.13	0.983414	2.63	0.995730
0.14	0.555670	0.64	0.738913	1.14	0.872856	1.64	0.949497	2.14	0.983822	2.64	0.995854
0.15	0.559617	0.65	0.742153	1.15	0.874928	1.65	0.950528	2.15	0.984222	2.65	0.995975
0.16	0.563559	0.66	0.745373	1.16	0.876975	1.66	0.951542	2.16	0.984613	2.66	0.996092
0.17	0.567494	0.67	0.748571	1.17	0.878999	1.67	0.952540	2.17	0.984996	2.67	0.996207
0.18	0.571423	0.68	0.751747	1.18	0.880999	1.68	0.953521	2.18	0.985371	2.68	0.996318
0.19	0.575345	0.69	0.754902	1.19	0.882976	1.69	0.954486	2.19	0.985737	2.69	0.996427
0.20	0.579259	0.70	0.758036	1.20	0.884930	1.70	0.955434	2.20	0.986096	2.70	0.996533
0.21	0.583166	0.71	0.761147	1.21	0.886860	1.71	0.956367	2.21	0.986447	2.71	0.996635
0.22	0.587064	0.72	0.764237	1.22	0.888767	1.72	0.957283	2.22	0.986790	2.72	0.996735
0.23	0.590954	0.73	0.767304	1.23	0.890651	1.73	0.958184	2.23	0.987126	2.73	0.996833
0.24	0.594834	0.74	0.770350	1.24	0.892512	1.74	0.959070	2.24	0.987454	2.74	0.996928
0.25	0.598706	0.75	0.773372	1.25	0.894350	1.75	0.959940	2.25	0.987775	2.75	0.997020
0.26	0.602568	0.76	0.776372	1.26	0.896165	1.76	0.960796	2.26	0.988089	2.76	0.997109
0.27	0.606419	0.77	0.779350	1.27	0.897957	1.77	0.961636	2.27	0.988396	2.77	0.997197
0.28	0.610261	0.78	0.782304	1.28	0.899727	1.78	0.962462	2.28	0.988696	2.78	0.997282
0.29	0.614091	0.79	0.785236	1.29	0.901474	1.79	0.963273	2.29	0.988989	2.79	0.997364
0.30	0.617911	0.80	0.788144	1.30	0.903199	1.80	0.964069	2.30	0.989275	2.80	0.997444
0.31	0.621719	0.81	0.791029	1.31	0.904902	1.81	0.964852	2.31	0.989555	2.81	0.997522
0.32	0.625515	0.82	0.793891	1.32	0.906582	1.82	0.965620	2.32	0.989829	2.82	0.997598
0.33	0.629300	0.83	0.796730	1.33	0.908240	1.83	0.966375	2.33	0.990096	2.83	0.997672
0.34	0.633071	0.84	0.799545	1.34	0.909877	1.84	0.967115	2.34	0.990358	2.84	0.997744
0.35	0.636830	0.85	0.802337	1.35	0.911492	1.85	0.967843	2.35	0.990613	2.85	0.997814
0.36	0.640576	0.86	0.805105	1.36	0.913085	1.86	0.968557	2.36	0.990862	2.86	0.997881
0.37	0.644308	0.87	0.807849	1.37	0.914656	1.87	0.969258	2.37	0.991105	2.87	0.997947
0.38	0.648027	0.88	0.810570	1.38	0.916206	1.88	0.969945	2.38	0.991343	2.88	0.998011
0.39	0.651731	0.89	0.813267	1.39	0.917735	1.89	0.970621	2.39	0.991575	2.89	0.998073
0.40	0.655421	0.90	0.815939	1.40	0.919243	1.90	0.971283	2.40	0.991802	2.90	0.998134
0.41	0.659097	0.91	0.818588	1.41	0.920730	1.91	0.971933	2.41	0.992023	2.91	0.998192
0.42	0.662757	0.92	0.821213	1.42	0.922196	1.92	0.972571	2.42	0.992239	2.92	0.998249
0.43	0.666402	0.93	0.823814	1.43	0.923641	1.93	0.973196	2.43	0.992450	2.93	0.998305
0.44	0.670031	0.94	0.826391	1.44	0.925066	1.94	0.973810	2.44	0.992656	2.94	0.998358
0.45	0.673644	0.95	0.828943	1.45	0.926470	1.95	0.974411	2.45	0.992857	2.95	0.998411
0.46	0.677241	0.96	0.831472	1.46	0.927854	1.96	0.975002	2.46	0.993053	2.96	0.998461
0.47	0.680822	0.97	0.833976	1.47	0.929219	1.97	0.975580	2.47	0.993244	2.97	0.998511
0.48	0.684386	0.98	0.836456	1.48	0.930563	1.98	0.976148	2.48	0.993430	2.98	0.998558
0.49	0.687933	0.99	0.838912	1.49	0.931887	1.99	0.976704	2.49	0.993612	2.99	0.998605
0.50	0.691462	1.00	0.841344	1.50	0.933192	2.00	0.977249	2.50	0.9937903	3.00	0.998650

III. TABLA DE LA DISTRIBUCIÓN NORMAL (DOS COLAS)

	.0	.01	.02	.03	.04	.05	.06	.07	.08	.09
.0	infinito	2.575829	2.326347	2.170090	2.053748	1.959964	1.880794	1.811911	1.750686	1.695397
.1	1.644854	1.598192	1.554773	1.514102	1.475791	1.439521	1.405071	1.372204	1.340755	1.310578
.2	1.281551	1.253565	1.226527	1.200358	1.174987	1.150349	1.126390	1.103063	1.080318	1.058122
.3	1.036432	1.015222	0.994458	0.974114	0.954165	0.934589	0.915365	0.896473	0.877896	0.859617
.4	0.841621	0.823894	0.806421	0.789192	0.772193	0.755415	0.738847	0.722479	0.706303	0.690309
.5	0.674490	0.658838	0.643345	0.628006	0.612813	0.597760	0.582842	0.568051	0.553385	0.538836
.6	0.524401	0.510073	0.495850	0.481727	0.467699	0.453762	0.439913	0.426148	0.412463	0.398855
.7	0.385320	0.371856	0.358459	0.345126	0.331853	0.318639	0.305481	0.292375	0.279319	0.266311
.8	0.253347	0.240426	0.227545	0.214702	0.201893	0.189118	0.176374	0.163658	0.150969	0.138304
.9	0.125661	0.113039	0.100434	0.087845	0.075270	0.062707	0.050154	0.037608	0.025069	0.012533

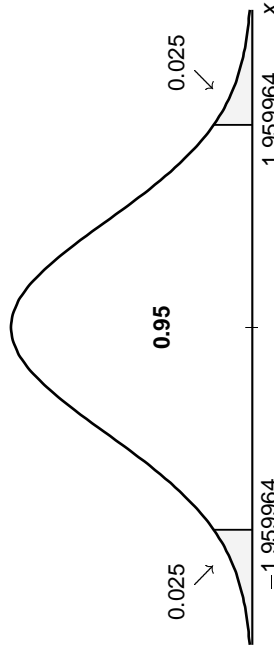


Tabla de valores de la variable aleatoria normal $N(0, 1)$ que limitan, en las colas de la distribución, la probabilidad que indica la suma del número cabecera de fila y el número cabecera de columna correspondientes. Por ejemplo:

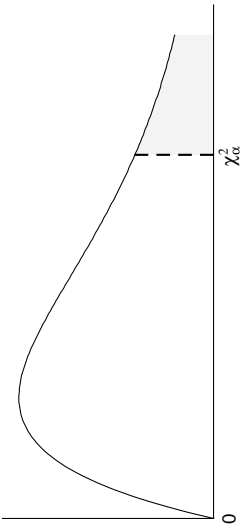
$$P[|X| > 1.959964] = .0 + .05 = 0.05$$

IV. DISTRIBUCIÓN JI-CUADRADO

g.d.l.	PROBABILIDAD														
	0.99	0.98	0.95	0.90	0.80	0.70	0.50	0.30	0.20	0.10	0.05	0.02	0.01	0.001	
1	0.0 ³ 157	0.0 ³ 628	0.00393	0.0158	0.0642	0.148	0.455	1.074	1.642	2.706	3.841	5.412	6.635	10.828	
2	0.0201	0.0404	0.103	0.211	0.446	0.713	1.386	2.408	3.219	4.605	5.991	7.824	9.210	13.815	
3	0.115	0.185	0.352	0.584	1.005	1.424	2.366	3.665	4.642	6.251	7.815	9.837	11.345	16.266	
4	0.297	0.429	0.711	1.064	1.649	2.195	3.357	4.876	5.989	7.709	9.488	11.668	13.277	18.467	
5	0.554	0.752	1.145	1.610	2.343	3.000	4.351	6.064	7.289	9.296	11.070	13.388	15.086	20.515	
6	0.872	1.134	1.635	2.204	3.070	3.828	5.348	7.231	8.558	10.645	12.592	15.033	16.812	22.458	
7	1.239	1.564	2.167	2.853	3.822	4.671	6.346	8.383	9.803	12.017	14.067	16.622	18.475	24.322	
8	1.646	2.032	2.733	3.490	4.594	5.527	7.344	9.524	11.030	13.362	15.507	18.168	20.090	26.124	
9	2.088	2.532	3.325	4.168	5.380	6.393	8.342	10.656	12.242	14.684	16.919	19.679	21.666	27.877	
10	2.558	3.059	3.940	4.865	6.179	7.267	9.342	11.781	13.442	15.987	18.307	21.161	23.209	29.588	
11	3.053	3.609	4.575	5.578	6.989	8.148	10.341	12.899	14.631	17.275	19.675	22.618	24.725	31.264	
12	3.571	4.178	5.226	6.304	7.807	9.034	11.340	14.011	15.812	18.549	21.026	24.054	26.217	32.909	
13	4.107	4.765	5.892	7.042	8.634	9.926	12.340	15.119	16.985	19.812	22.362	25.472	27.688	34.528	
14	4.660	5.368	6.571	7.790	9.467	10.821	13.339	16.222	18.151	21.064	23.685	26.873	29.141	36.123	
15	5.229	5.985	7.261	8.547	10.307	11.721	14.339	17.322	19.311	22.307	24.996	28.259	30.578	37.697	
16	5.812	6.614	7.962	9.312	11.152	12.624	15.338	18.416	20.465	23.542	26.296	29.633	32.000	39.252	
17	6.408	7.255	8.672	10.085	12.002	13.531	16.338	19.511	21.615	24.769	27.587	30.995	33.409	40.790	
18	7.015	7.906	9.390	10.865	12.867	14.440	17.338	20.601	22.706	25.989	28.969	32.326	34.805	42.312	
19	7.633	8.567	10.117	11.651	13.716	15.352	18.338	21.689	23.900	27.204	30.144	33.687	36.191	43.820	
20	8.260	9.237	10.861	12.443	14.578	16.266	19.337	22.775	25.038	28.412	31.410	35.020	37.566	45.315	
21	8.897	9.915	11.591	13.240	15.445	17.182	20.337	23.858	26.171	29.615	32.671	36.343	38.932	46.797	
22	9.542	10.600	12.336	14.041	16.314	18.101	21.337	24.939	27.301	30.813	33.924	37.659	40.289	48.266	
23	10.196	11.293	13.091	14.848	17.187	19.021	22.337	26.018	28.429	32.007	35.172	38.968	41.638	49.728	
24	10.856	11.992	13.848	15.659	18.062	19.943	23.337	27.096	29.553	33.196	36.415	40.270	42.980	51.179	
25	11.524	12.697	14.611	16.473	18.940	20.867	24.337	28.172	30.675	34.382	37.652	41.566	44.314	52.620	
26	12.198	13.409	15.379	17.292	19.820	21.792	25.336	29.246	31.795	35.563	38.885	42.856	45.642	54.052	
27	12.879	14.125	16.151	18.114	20.703	22.719	26.336	30.319	32.912	36.741	40.113	44.140	46.963	55.476	
28	13.565	14.847	16.928	18.939	21.588	23.647	27.336	31.391	34.027	37.916	41.337	45.419	48.278	56.892	
29	14.256	15.574	17.708	19.768	22.475	24.577	28.336	32.461	35.139	39.087	42.557	46.693	49.588	58.301	
30	14.953	16.306	18.493	20.599	23.364	25.508	29.336	33.530	36.250	40.256	43.773	47.962	50.892	59.703	

Tabla de valores de variable χ^2 que, para un valor dado de grados de libertad, limitan en la cola de la derecha de la distribución la probabilidad correspondiente a la cabecera de la columna.

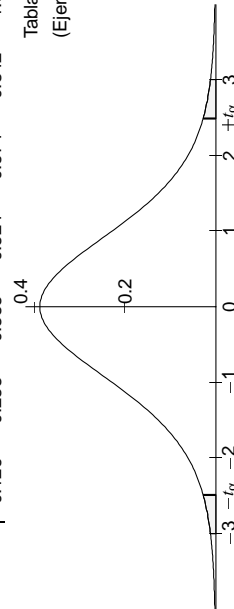
(Para valores mayores de g.d.l. se puede utilizar $\sqrt{2\chi^2 - \sqrt{2(g.d.l.)} - 1}$ con distribución normal $N(0, 1)$, recordando que la probabilidad buscada corresponde a una sola cola, la derecha de la distribución)



V. DISTRIBUCIÓN t DE STUDENT

g.d.l.	PROBABILIDAD												
	0.9	0.8	0.7	0.6	0.5	0.4	0.3	0.2	0.1	0.05	0.02	0.01	0.001
1	0.158	0.325	0.510	0.727	1.000	1.376	1.963	3.078	6.314	12.706	31.821	63.657	636.619
2	0.147	0.299	0.445	0.677	0.926	1.061	1.386	1.886	3.250	4.305	6.525	9.325	31.598
3	0.142	0.291	0.434	0.664	0.916	1.047	1.366	1.866	3.183	4.199	6.441	9.225	31.224
4	0.137	0.284	0.424	0.654	0.905	1.031	1.346	1.846	3.123	4.102	6.357	9.141	30.950
5	0.134	0.277	0.416	0.644	0.894	1.017	1.326	1.826	3.063	4.014	6.273	9.064	30.676
6	0.131	0.269	0.408	0.634	0.883	1.004	1.306	1.806	3.003	3.926	6.189	9.000	30.402
7	0.129	0.265	0.404	0.629	0.876	0.996	1.291	1.791	2.944	3.841	6.114	8.935	30.128
8	0.128	0.263	0.402	0.626	0.871	0.991	1.283	1.783	2.917	3.796	6.067	8.895	30.053
9	0.128	0.262	0.399	0.624	0.868	0.989	1.279	1.780	2.900	3.769	6.039	8.867	30.025
10	0.129	0.261	0.395	0.622	0.865	0.987	1.276	1.777	2.886	3.745	6.015	8.843	30.000
11	0.129	0.260	0.397	0.620	0.863	0.985	1.272	1.772	2.872	3.721	5.991	8.819	29.975
12	0.128	0.259	0.396	0.618	0.861	0.983	1.268	1.768	2.858	3.697	5.967	8.795	29.950
13	0.128	0.259	0.395	0.617	0.859	0.982	1.266	1.766	2.854	3.673	5.943	8.771	29.925
14	0.128	0.258	0.394	0.616	0.858	0.981	1.264	1.764	2.850	3.649	5.919	8.747	29.900
15	0.128	0.258	0.393	0.615	0.857	0.980	1.262	1.762	2.846	3.625	5.895	8.723	29.875
16	0.128	0.258	0.393	0.614	0.856	0.979	1.260	1.760	2.842	3.601	5.871	8.699	29.850
17	0.128	0.257	0.392	0.613	0.855	0.978	1.258	1.758	2.838	3.577	5.847	8.675	29.825
18	0.127	0.257	0.392	0.612	0.854	0.977	1.256	1.756	2.834	3.553	5.823	8.651	29.800
19	0.127	0.257	0.391	0.611	0.853	0.976	1.254	1.754	2.830	3.529	5.799	8.627	29.775
20	0.127	0.257	0.391	0.610	0.852	0.975	1.252	1.752	2.826	3.505	5.775	8.603	29.750
21	0.127	0.257	0.391	0.609	0.851	0.974	1.250	1.750	2.822	3.481	5.751	8.579	29.725
22	0.127	0.256	0.390	0.608	0.850	0.973	1.248	1.748	2.818	3.457	5.727	8.555	29.700
23	0.127	0.256	0.390	0.607	0.849	0.972	1.246	1.746	2.814	3.433	5.703	8.531	29.675
24	0.127	0.256	0.390	0.606	0.848	0.971	1.244	1.744	2.810	3.409	5.679	8.507	29.650
25	0.127	0.256	0.390	0.605	0.847	0.970	1.242	1.742	2.806	3.385	5.655	8.483	29.625
26	0.127	0.256	0.390	0.604	0.846	0.969	1.240	1.740	2.802	3.361	5.631	8.459	29.600
27	0.127	0.256	0.389	0.603	0.845	0.968	1.238	1.738	2.798	3.337	5.607	8.435	29.575
28	0.127	0.256	0.389	0.602	0.844	0.967	1.236	1.736	2.794	3.313	5.583	8.411	29.550
29	0.127	0.256	0.389	0.601	0.843	0.966	1.234	1.734	2.790	3.289	5.559	8.387	29.525
30	0.127	0.256	0.389	0.600	0.842	0.965	1.232	1.732	2.786	3.265	5.535	8.363	29.500
40	0.126	0.255	0.388	0.529	0.681	0.851	1.050	1.303	1.684	2.021	2.423	2.704	3.551
60	0.126	0.254	0.387	0.527	0.679	0.848	1.045	1.296	1.671	2.000	2.390	2.660	3.460
120	0.126	0.254	0.386	0.526	0.677	0.845	1.041	1.289	1.658	1.980	2.358	2.617	3.373
∞	0.126	0.253	0.385	0.524	0.674	0.842	1.036	1.282	1.645	1.960	2.326	2.576	3.290

Tabla de valores críticos de la distribución t de Student (2 colas)
(Ejemplo: $P(|t_{10}| > 2.228 = 0.05)$).



VI. VALORES CRÍTICOS DE LA DISTRIBUCIÓN F $P(F_n^m > \text{valor tabulado}) = 0.05$

$\frac{m}{n}$	1	2	3	4	5	6	7	8	9	10	12	15	20	24	30	40	60	120	∞
1	161.40	199.50	215.70	224.60	230.20	234.00	236.80	238.90	240.50	241.90	243.90	245.90	248.00	249.10	250.10	251.10	252.20	253.30	254.30
2	18.51	19.00	19.16	19.25	19.3	19.33	19.35	19.37	19.38	19.40	19.41	19.43	19.45	19.45	19.46	19.47	19.48	19.49	19.50
3	10.13	9.55	9.28	9.12	9.01	8.94	8.89	8.85	8.81	8.79	8.74	8.70	8.66	8.64	8.62	8.59	8.57	8.55	8.53
4	7.71	6.94	6.59	6.39	6.26	6.16	6.09	6.04	6.00	5.96	5.91	5.86	5.80	5.77	5.75	5.72	5.69	5.66	5.63
5	6.61	5.79	5.41	5.19	5.05	4.95	4.88	4.82	4.77	4.74	4.68	4.62	4.56	4.53	4.50	4.46	4.43	4.40	4.36
6	5.99	5.14	4.76	4.53	4.39	4.28	4.21	4.15	4.10	4.06	4.00	3.94	3.87	3.84	3.81	3.77	3.74	3.70	3.67
7	5.59	4.74	4.35	4.12	3.97	3.87	3.79	3.73	3.68	3.64	3.57	3.51	3.44	3.41	3.38	3.34	3.30	3.27	3.23
8	5.32	4.46	4.07	3.84	3.69	3.58	3.50	3.44	3.39	3.35	3.28	3.22	3.15	3.12	3.08	3.04	3.01	2.97	2.93
9	5.12	4.26	3.86	3.63	3.48	3.37	3.29	3.23	3.18	3.14	3.07	3.01	2.94	2.90	2.86	2.83	2.79	2.75	2.71
10	4.96	4.10	3.71	3.48	3.33	3.22	3.14	3.07	3.02	2.98	2.91	2.85	2.77	2.74	2.70	2.66	2.62	2.58	2.54
11	4.84	3.98	3.59	3.36	3.20	3.09	3.01	2.95	2.90	2.85	2.79	2.72	2.65	2.61	2.57	2.53	2.49	2.45	2.40
12	4.75	3.89	3.49	3.26	3.11	3.00	2.91	2.85	2.80	2.75	2.69	2.62	2.54	2.51	2.47	2.43	2.38	2.34	2.30
13	4.67	3.81	3.41	3.18	3.03	2.92	2.83	2.77	2.71	2.67	2.60	2.53	2.46	2.42	2.38	2.34	2.30	2.25	2.21
14	4.60	3.74	3.34	3.11	2.96	2.85	2.76	2.70	2.65	2.60	2.53	2.46	2.39	2.35	2.31	2.27	2.22	2.18	2.13
15	4.54	3.68	3.29	3.06	2.90	2.79	2.71	2.64	2.59	2.54	2.48	2.40	2.33	2.29	2.25	2.20	2.16	2.11	2.07
16	4.49	3.63	3.24	3.01	2.85	2.74	2.66	2.59	2.54	2.49	2.42	2.35	2.28	2.24	2.19	2.15	2.11	2.06	2.01
17	4.45	3.59	3.20	2.96	2.81	2.70	2.61	2.55	2.49	2.45	2.38	2.31	2.23	2.19	2.15	2.10	2.06	2.01	1.96
18	4.41	3.55	3.16	2.93	2.77	2.66	2.58	2.51	2.46	2.41	2.34	2.27	2.19	2.15	2.11	2.06	2.02	1.97	1.92
19	4.38	3.52	3.13	2.90	2.74	2.63	2.54	2.48	2.42	2.38	2.31	2.23	2.16	2.11	2.07	2.03	1.98	1.93	1.88
20	4.35	3.49	3.10	2.87	2.71	2.60	2.51	2.45	2.39	2.35	2.28	2.20	2.12	2.08	2.04	1.99	1.95	1.90	1.84
21	4.32	3.47	3.07	2.84	2.68	2.57	2.49	2.42	2.37	2.32	2.25	2.18	2.10	2.05	2.01	1.96	1.92	1.87	1.81
22	4.30	3.44	3.05	2.82	2.66	2.55	2.46	2.40	2.34	2.30	2.23	2.15	2.07	2.03	1.98	1.94	1.89	1.84	1.78
23	4.28	3.42	3.03	2.80	2.64	2.53	2.44	2.37	2.32	2.27	2.20	2.13	2.05	2.01	1.96	1.91	1.86	1.81	1.76
24	4.26	3.40	3.01	2.78	2.62	2.51	2.42	2.36	2.30	2.25	2.18	2.11	2.03	1.98	1.94	1.89	1.84	1.79	1.73
25	4.24	3.39	2.99	2.76	2.60	2.49	2.40	2.34	2.28	2.24	2.16	2.09	2.01	1.96	1.92	1.87	1.82	1.77	1.71
26	4.23	3.37	2.98	2.74	2.59	2.47	2.39	2.32	2.27	2.22	2.15	2.07	1.99	1.95	1.90	1.85	1.80	1.75	1.69
27	4.21	3.35	2.96	2.73	2.57	2.46	2.37	2.31	2.25	2.20	2.13	2.06	1.97	1.93	1.88	1.84	1.79	1.73	1.67
28	4.20	3.34	2.95	2.71	2.56	2.45	2.36	2.29	2.24	2.19	2.12	2.04	1.96	1.91	1.87	1.82	1.77	1.71	1.65
29	4.18	3.33	2.93	2.70	2.55	2.43	2.35	2.28	2.22	2.18	2.10	2.03	1.94	1.90	1.85	1.81	1.75	1.70	1.64
30	4.17	3.32	2.92	2.69	2.53	2.42	2.33	2.27	2.21	2.16	2.09	2.01	1.93	1.89	1.84	1.79	1.74	1.68	1.62
40	4.08	3.23	2.84	2.61	2.45	2.34	2.25	2.18	2.12	2.08	2.00	1.92	1.84	1.79	1.74	1.69	1.64	1.58	1.51
60	4.00	3.15	2.76	2.53	2.37	2.25	2.17	2.10	2.04	1.99	1.92	1.84	1.75	1.70	1.65	1.59	1.53	1.47	1.39
120	3.92	3.07	2.68	2.45	2.29	2.18	2.09	2.02	1.96	1.91	1.83	1.75	1.66	1.61	1.55	1.50	1.43	1.35	1.25
∞	3.84	3.00	2.60	2.37	2.21	2.10	2.01	1.94	1.88	1.83	1.75	1.67	1.57	1.52	1.46	1.39	1.32	1.22	1.00

VII. VALORES CRÍTICOS DE LA DISTRIBUCIÓN F $P(F_n^m > \text{valor tabulado}) = 0.01$

$\frac{m}{n}$	1	2	3	4	5	6	7	8	9	10	12	15	20	24	30	40	60	120	∞
1	4052.0	4999.0	5403.0	5625.0	5764.0	5859.0	5928.0	5981.0	6022.0	6056.0	6106.0	6157.0	6209.0	6235.0	6261.0	6287.0	6313.0	6339.0	6366.
2	98.50	99.01	99.16	99.25	99.30	99.33	99.37	99.39	99.39	99.40	99.42	99.43	99.45	99.46	99.47	99.47	99.48	99.49	99.50
3	34.12	30.82	29.46	28.71	28.24	27.91	27.67	27.49	27.35	27.23	27.05	26.87	26.69	26.60	26.50	26.41	26.32	26.22	26.13
4	21.20	18.00	16.69	15.98	15.52	15.21	14.98	14.80	14.66	14.55	14.37	14.20	14.02	13.93	13.84	13.75	13.65	13.56	13.46
5	16.26	13.27	12.06	11.39	10.97	10.67	10.46	10.29	10.16	10.05	9.89	9.72	9.55	9.47	9.38	9.29	9.20	9.11	9.02
6	13.75	10.92	9.78	9.15	8.75	8.47	8.26	8.10	7.98	7.87	7.72	7.56	7.40	7.31	7.23	7.14	7.06	6.97	6.88
7	12.25	9.55	8.45	7.85	7.46	7.19	6.99	6.84	6.72	6.62	6.47	6.31	6.16	6.07	5.99	5.91	5.82	5.74	5.65
8	11.26	8.65	7.59	7.01	6.63	6.37	6.18	6.03	5.91	5.81	5.67	5.52	5.36	5.28	5.20	5.12	5.03	4.95	4.86
9	10.56	8.02	6.99	6.42	6.06	5.80	5.61	5.47	5.35	5.26	5.11	4.96	4.81	4.73	4.65	4.57	4.48	4.40	4.31
10	10.04	7.56	6.55	5.99	5.64	5.39	5.20	5.06	4.94	4.85	4.71	4.56	4.41	4.33	4.25	4.17	4.08	4.00	3.91
11	9.65	7.21	6.22	5.67	5.32	5.07	4.89	4.74	4.63	4.54	4.40	4.25	4.10	4.02	3.94	3.86	3.78	3.69	3.60
12	9.33	6.93	5.95	5.41	5.06	4.82	4.64	4.50	4.39	4.30	4.16	4.01	3.86	3.78	3.70	3.62	3.54	3.45	3.36
13	9.07	6.70	5.74	5.21	4.86	4.62	4.44	4.30	4.19	4.10	3.96	3.82	3.66	3.59	3.51	3.43	3.34	3.25	3.17
14	8.86	6.51	5.56	5.04	4.69	4.45	4.28	4.14	4.03	3.94	3.80	3.66	3.51	3.43	3.35	3.27	3.18	3.09	3.00
15	8.68	6.36	5.42	4.89	4.56	4.32	4.14	4.00	3.89	3.80	3.67	3.52	3.37	3.29	3.21	3.13	3.05	2.96	2.87
16	8.53	6.23	5.29	4.77	4.44	4.20	4.03	3.89	3.78	3.69	3.55	3.41	3.26	3.18	3.10	3.02	2.93	2.84	2.75
17	8.40	6.11	5.18	4.67	4.34	4.10	3.93	3.79	3.68	3.59	3.46	3.31	3.16	3.08	3.00	2.92	2.83	2.75	2.65
18	8.29	6.01	5.09	4.58	4.25	4.01	3.84	3.71	3.60	3.51	3.37	3.23	3.08	3.00	2.92	2.84	2.75	2.66	2.57
19	8.18	5.93	5.01	4.50	4.17	3.94	3.77	3.63	3.52	3.43	3.30	3.15	3.00	2.92	2.84	2.76	2.67	2.58	2.49
20	8.10	5.85	4.94	4.43	4.10	3.87	3.70	3.56	3.46	3.37	3.23	3.09	2.94	2.86	2.78	2.69	2.61	2.52	2.42
21	8.02	5.78	4.87	4.37	4.04	3.81	3.64	3.51	3.40	3.31	3.17	3.03	2.88	2.80	2.72	2.64	2.55	2.46	2.36
22	7.95	5.72	4.82	4.31	3.99	3.76	3.59	3.45	3.35	3.26	3.12	2.98	2.83	2.75	2.67	2.58	2.50	2.40	2.31
23	7.88	5.66	4.76	4.26	3.94	3.71	3.54	3.41	3.30	3.21	3.07	2.93	2.78	2.70	2.62	2.54	2.45	2.35	2.26
24	7.82	5.61	4.72	4.22	3.90	3.67	3.50	3.36	3.26	3.17	3.03	2.89	2.74	2.66	2.58	2.49	2.40	2.31	2.21
25	7.77	5.57	4.68	4.18	3.85	3.63	3.46	3.32	3.22	3.13	2.99	2.85	2.70	2.62	2.54	2.45	2.36	2.27	2.17
26	7.72	5.53	4.64	4.14	3.82	3.59	3.42	3.29	3.18	3.09	2.96	2.81	2.66	2.58	2.50	2.42	2.33	2.23	2.13
27	7.68	5.49	4.60	4.11	3.78	3.56	3.39	3.26	3.15	3.06	2.93	2.78	2.63	2.55	2.47	2.38	2.29	2.20	2.10
28	7.64	5.45	4.57	4.07	3.75	3.53	3.36	3.23	3.12	3.03	2.90	2.75	2.60	2.52	2.44	2.35	2.26	2.17	2.06
29	7.60	5.42	4.54	4.04	3.73	3.50	3.33	3.20	3.09	3.00	2.87	2.73	2.57	2.49	2.41	2.33	2.23	2.14	2.03
30	7.56	5.39	4.51	4.02	3.70	3.47	3.30	3.17	3.07	2.98	2.84	2.70	2.55	2.47	2.39	2.30	2.21	2.11	2.01
40	7.31	5.18	4.31	3.83	3.51	3.29	3.12	2.99	2.89	2.80	2.66	2.52	2.37	2.29	2.20	2.11	2.02	1.92	1.80
60	7.08	4.98	4.13	3.65	3.34	3.12	2.95	2.82	2.72	2.63	2.50	2.35	2.20	2.12	2.03	1.94	1.84	1.73	1.60
120	6.85	4.79	3.95	3.48	3.17	2.96	2.79	2.66	2.56	2.47	2.34	2.19	2.03	1.95	1.86	1.76	1.66	1.53	1.38
∞	6.63	4.61	3.78	3.32	3.02	2.80	2.64	2.51	2.41	2.32	2.18	2.04	1.88	1.79	1.70	1.59	1.47	1.32	1.00