

On the bend-number of planar and outerplanar graphs

Daniel Heldt¹, Kolja Knauer¹, and Torsten Ueckerdt²

¹ TU Berlin, Berlin, Germany

dheldt@math.tu-berlin.de, knauer@math.tu-berlin.de

² Charles University in Prague, Prague, Czech Republic
ueckerdt@googlemail.com

Abstract. The *bend-number* $b(G)$ of a graph G is the minimum k such that G may be represented as the edge intersection graph of a set of grid paths with at most k bends. We confirm a conjecture of Biedl and Stern showing that the maximum bend-number of outerplanar graphs is 2. Moreover we improve the formerly known lower and upper bound for the maximum bend-number of planar graphs from 2 and 5 to 3 and 4, respectively.

1 Introduction

In 2007 Golumbic, Lipshteyn and Stern defined an *EPG*³ representation of a simple graph G as an assignment of paths in the rectangular plane grid to the vertices of G , such that two vertices are adjacent if and only if the corresponding paths intersect in at least one grid edge, see [9]. EPG representations arise from VLSI grid layout problems [4] and as generalizations of *edge-intersection graphs of paths on degree 4 trees* [8]. In the same paper Golumbic et al. show that every graph has an EPG representation and propose to restrict the number of bends per path in the representation. There has been some work related to this, see [1, 2, 9, 13, 18]. A graph is a *k-bend graph* if it has an EPG representation, where

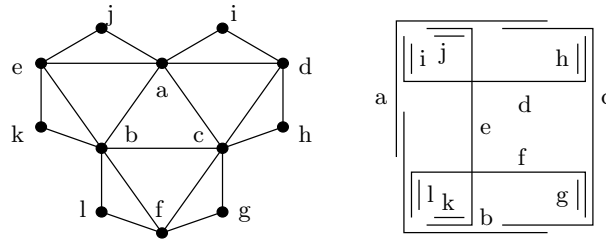


Fig. 1. A 2-bend graph and an EPG representation. If a grid edge is shared by several paths we draw them close to each other.

³ EPG stands for *edge intersection graph of paths in the grid*

each path has at most k bends. The *bend-number* $b(G)$ of G is the minimum k , such that G is a k -bend graph.

Note that the class of 0-bend graphs coincides with the well-known class of interval graphs, i.e., intersection graphs of intervals on a real line. It is thus natural to view k -bend graphs as an extension of the concept of interval graphs and the bend-number as a measure of how far a graph is from being an interval-graph.

Intersection graphs of systems of intervals together with a parameter counting how many intervals are needed to represent a vertex of a given graph G have received some attention. Popular examples are the *interval-number*, see Harary and Trotter [12] and the *track-number*, see Gyarfas and West [11]. Extremal questions for these parameters like ‘*What is the maximum interval-/track-number among all graphs of a particular graph class?*’ have been of strong interest in the literature. Scheinermann and West [19] show that the maximum interval-number of outerplanar graphs is 2 and of planar graphs is 3. Kostochka and West [15] prove that the maximum track-number of outerplanar graphs is 2 and Gonalves and Ochem [10] prove that the maximum track-number of planar graphs is 4.

In [2] Biedl and Stern show that outerplanar graphs are 3-bend graphs and provide an outerplanar graph which has bend-number 2, see Fig. 1. They conjecture that all outerplanar graphs are 2-bend graphs. We confirm this conjecture in Theorem 1, showing the stronger result that graphs of treewidth at most 2 are 2-bend graphs.

The major part of this paper is devoted to planar graphs. Biedl and Stern [2] show that planar graphs are 5-bend graphs but the only lower bound that they have is 2, given by the graph of Fig. 1. In Proposition 1 we provide a planar graph of treewidth 3 which has bend-number 3, thus improving the lower bound of the class of planar graphs by one. Indeed in Theorem 2 we show that every planar graph with treewidth 3 is a 3-bend graph. The main result of this article is Theorem 3. We improve the upper bound for the bend-number of general planar graphs from 5 to 4.

2 Preliminaries

We consider simple undirected graphs G with vertex set $V(G)$ as well as edge set $E(G)$. An EPG representation is a set of finite paths $\{P(u) \mid u \in V(G)\}$, which consist of consecutive edges of the rectangular grid in the plane. These paths are not self-intersecting (in grid edges), and $P(u) \cap P(v) \neq \emptyset$ if and only if $\{u, v\} \in E(G)$, i.e., only intersections at grid *edges* are considered. A bend of $P(u)$ is either a horizontal grid edge followed by a vertical one or a vertical edge followed by a horizontal one in $P(u)$.

Let us now introduce some terminology: The grid edges between two consecutive bends (or the first (last) bend and the start (end) of $P(u)$) are called *segments*. So a k -bend path consists of $k + 1$ segments, each of which is either horizontal or vertical. A *sub-segment* is a connected subset of a segment. In an EPG rep-

resentation a set of sub-segments (eventually from different segments) is called a *part*.

Furthermore, a vertex u is *displayed*, if there is at least one grid edge, which is exclusively in $P(u)$ and in no other path. We then say that this grid edge is a *private* edge of $P(u)$. An edge $\{u, v\} \in E$ is *displayed*, if there is at least one grid edge in $P(u) \cap P(v)$, which is only contained in $P(u) \cap P(v)$ and not element of any other path. This grid edge is then called a *private* edge of $P(u) \cap P(v)$. We also say that a part (or sub-segment) *displays* the corresponding vertex or edge if it consists only of grid edges which are private edges of the respective vertex or edge.

Finally, two horizontal sub-segments in an EPG representation *see each other* if there is a vertical grid line crossing both sub-segments. Similarly, two vertical sub-segments see each other if there is a horizontal grid line crossing both.

3 EPG representations of graphs in terms of treewidth

In this section we consider graphs of bounded treewidth. Therefore we denote the treewidth of a graph G with $tw(G)$ and make use of the fact, that every graph G with $tw(G) \leq k$ is a subgraph of a k -tree as well as the fact, that every k -tree admits a construction sequence, starting with a $(k + 1)$ -clique and iteratively stacking a new vertices into k -cliques. For further definitions and more about construction sequences of graphs of bounded treewidth we refer to [3].

Theorem 1. *For every graph G with $tw(G) \leq 2$ we have $b(G) \leq 2$.*

Proof. Let \tilde{G} be the 2-tree which contains G and (v_1, \dots, v_n) be a vertex ordering of G implied by \tilde{G} 's construction sequence. We construct a 2-bend representation of G along the building sequence $G_2 \subset \dots \subset G_n = G$, where we add vertex v_i to G_i , such that the two neighbors of v_i in \tilde{G}_i form a 2-clique in \tilde{G}_i (and not necessarily in G_i). We maintain that Γ_i is a 2-bend representation of G_i , such that every 2-clique in \tilde{G}_i satisfies one of the two invariants in Fig. 2 **a**), i.e., for $i = 2, \dots, n$ and $\{u, v\} \in E(\tilde{G}_i)$ we have a sub-segment $p_u \subseteq P(u)$ and a part $p_v \subseteq P(v)$ such that one of the following sets of conditions holds:

- (i) p_v is a sub-segment, p_u and p_v see each other, p_u displays u , and p_v displays v as depicted in the top row of Fig. 2 **a**),
- (ii) p_v consists of two consecutive sub-segments $p_{v,1}, p_{v,2}$ such that there is a bend between them, $p_{v,2}$ displays v , $p_u \setminus p_{v,1}$ displays u , and $p_u \cap p_{v,1}$ displays $\{u, v\}$ as depicted in the bottom row of Fig. 2 **a**).

The two possible starting representations for G_2 are shown in Fig. 2 **a**). Now for $i \geq 2$, let Γ_i be a 2-bend representation of G_i that satisfies our invariant.

Let $\{u, v\}$ be the 2-clique that is the neighborhood of v_i in \tilde{G}_i . If v_i has an edge in G_{i+1} with both, u and v , we introduce the path for v_i as illustrated in Fig. 2 **b**) depending on the type of the invariant for $\{u, v\}$. The parts, displaying the new 2-cliques $\{u, v_i\}$ and $\{v, v_i\}$ in \tilde{G}_{i+1} , are highlighted in dark gray and the part, which displays $\{u, v\}$, is highlighted in light gray.

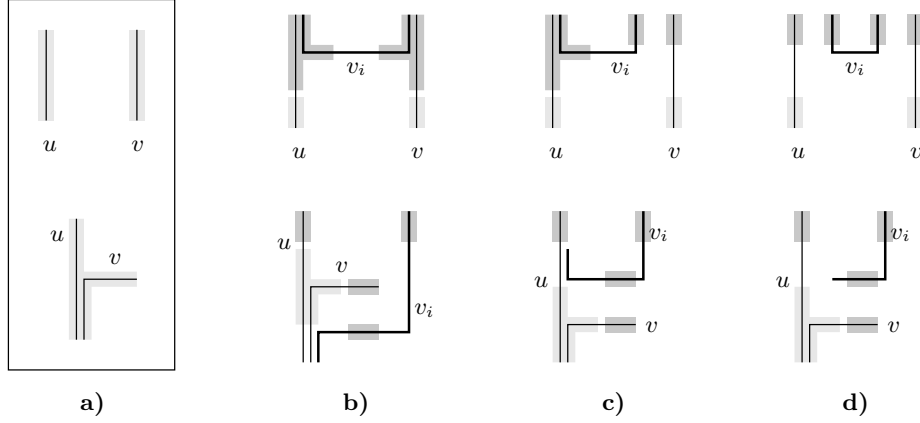


Fig. 2. Invariants for a 2-clique and insertion rules for the path for the new vertex v_i (drawn bold). **a)** p_u and p_v for the two types of the invariant. **b)** Vertex v_i has an edge with both, u and v . **c)**: Vertex v_i has an edge with u and no edge with v . **d)**: Vertex v_i has no edge with u or v .

If v_i has an edge in G_{i+1} with u and no edge in G_{i+1} with v , we introduce the path for v_i as illustrated in Fig. 2 c) depending on the type of invariant we have. Again the parts, which display the new 2-cliques $\{u, v_i\}$ and $\{v, v_i\}$, and the old 2-clique $\{u, v\}$ in \tilde{G}_{i+1} are highlighted in dark gray, and light gray, respectively. If v_i has an edge in G_{i+1} with v and no edge in G_{i+1} with u , the roles of u and v are basically exchanged. In case, v_i neither has an edge in G_{i+1} with u nor with v , we introduce the path for v_i as illustrated in Fig. 2 d) depending on the type of invariant for $\{u, v\}$. \square

Since every outerplanar graph G has a treewidth ≤ 2 we obtain the following corollary.

Corollary 1. *For every outerplanar graph G we have $b(G) \leq 2$.*

This confirms a conjecture of Biedl and Stern [2], who show that the graph in Fig. 1 has no 1-bend representation. Therefore this bound cannot be further improved.

Theorem 2. *For every planar graph G with $tw(G) \leq 3$ we have $b(G) \leq 3$.*

Proof. By a result of El-Mallah and Colbourn [6] G is a subgraph of a plane 3-tree \tilde{G} . So there is a vertex ordering (v_1, \dots, v_n) , such that \tilde{G}_3 is a triangle $\{v_1, v_2, v_3\}$ and \tilde{G}_i is obtained from \tilde{G}_{i-1} by connecting v_i to the three vertices u, v, w of a triangle bounding an inner face of \tilde{G}_{i-1} . The triangle $\{u, v, w\}$ is then not bounding an inner face of \tilde{G}_i anymore and hence no second vertex may be attached to it. We build a 3-bend representation of G concurrently with the building sequence $G_3 \subset \dots \subset G_n$ of G w.r.t. the vertex ordering (v_1, \dots, v_n) . We maintain the following invariant on the 3-bend representation Γ_i of G_i , for $i \geq 3$:

- (a) Every vertex $u \in \Gamma_i$ has a horizontal *and* a vertical sub-segment displaying u , and
- (b) every facial triangle $\{u, v, w\}$ of \tilde{G}_i has two vertices, say u and v , of one of the following two types:
 - (i) there is a sub-segment, which displays the edge $\{u, v\}$ as in the left example in Fig. 3 **a**),
 - (ii) there is an *entire* segment s of $P(v)$ displaying v and a sub-segment of $P(u)$ displaying u and crossing s , see Fig. 3 **a**).

Moreover, we require that all the displaying parts above are pairwise disjoint and that the entire segment in every cross in (ii) *cannot* see displaying parts from (a). However, we need this assumption only in the case in Fig. 3 **c**).

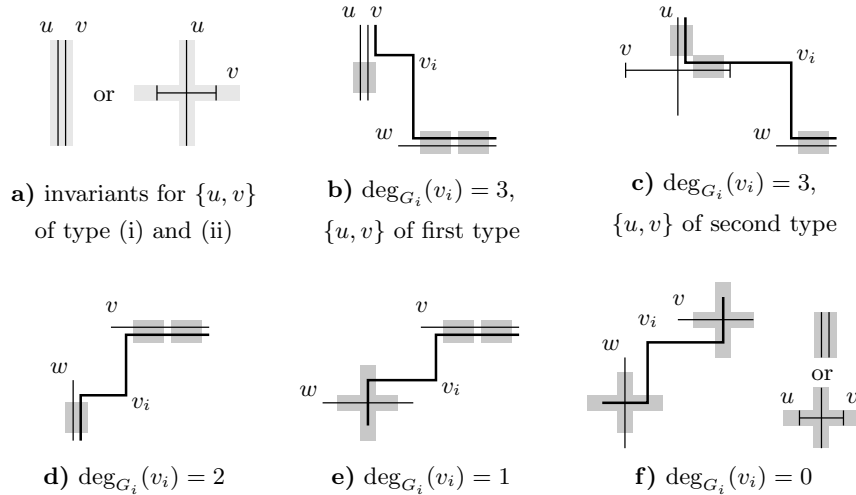


Fig. 3. Building a 3-bend representation of a planar graph with tree-width 3, a vertex v_i is attached to the facial triangle $\{u, v, w\}$ in \tilde{G}_{i-1} : In **a**) the two types of invariant for $\{u, v\}$ are shown. In **b**)–**f**) it is shown how to insert the new vertex v_i (drawn bold) depending on its degree in G_i and the invariant of $\{u, v\}$. The invariants for the three new facial triangles $\{u, v, v_i\}$, $\{u, v_i, w\}$, and $\{v_i, v, w\}$ in \tilde{G}_i are highlighted.

It is not difficult to find a 3-bend representation Γ_3 of the subgraph G_3 of G , which satisfies invariant (a) and (b). Indeed, by introducing three artificial outer vertices we can assume w.l.o.g. that G_3 is an independent set of size three. For $i \geq 4$, the path for vertex v_i is introduced to Γ_{i-1} according to the degree of v_i in G_i and the type of invariant for the facial triangle $\{u, v, w\}$ in \tilde{G}_{i-1} that v_i is connected to. Fig. 3 **b**)–**f**) shows all five cases and how to introduce v_i , which is illustrated by the bold path. Consider in particular the case that v_i has an edge with each of u , v , and w , and moreover the triangle $\{u, v, w\}$ has a cross, see Fig. 3 **c**). Here we use that the entire v -segment cannot see the partial

w -segment in order to get a horizontal displaying sub-segment for the new path corresponding to v_i .

In the figure the parts from invariant (b) displaying edges of the new facial triangles $\{u, v, v_i\}$, $\{u, v_i, w\}$ and $\{v_i, v, w\}$ in \tilde{G}_i are highlighted in dark gray. Additionally, every path, including the new path for v_i , has a horizontal and a vertical sub-segment, which displays them. Moreover they can be chosen such that they do not see any entire segment of a cross.

For example, consider the case that v_i is not adjacent to u , v , or w in G_i , see Fig. 3 f). Here the new facial triangles $\{u, v_i, w\}$ and $\{v_i, v, w\}$ have a cross of an entire segment of $P(v_i)$ and a sub-segment displaying w and v , respectively. The new facial triangle $\{u, v, v_i\}$ has the edge $\{u, v\}$, which still satisfies both parts of the invariant. \square

We conclude this section showing that the bound in Theorem 2 is tight. This confirms what Biedl and Stern strongly suspected in [2].

Proposition 1. *There is a planar graph G with $tw(G) = 3$ and $b(G) = 3$.*

The graph G is depicted in the left of Fig. 4 and it is constructed in the following way: Two vertices u and v together with 50 white vertices form an induced $K_{2,50}$ subgraph, i.e., a complete bipartite graph on $2 + 50$ vertices. Any two consecutive white vertices together with 50 black vertices form another induced $K_{2,50}$. Finally, between any two consecutive black vertices the graph H is suspended, which is the 29-vertex graph depicted in the right of Fig. 4. This graph is clearly planar. Furthermore one can find a planar 3-tree containing G , i.e., G is planar and has treewidth at most 3.

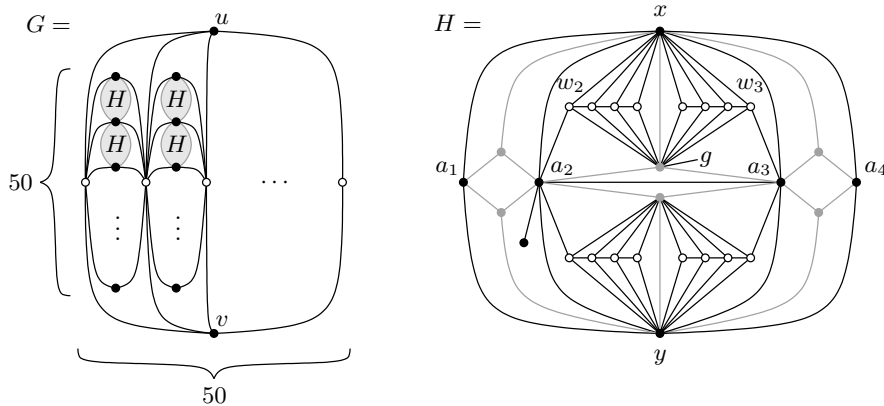


Fig. 4. A planar graph G with $tw(G) = 3$ and $b(G) = 3$.

Now we will show that 2 bends do not suffice for an EPG representation of G .

Proof. It is known [1] that $b(K_{2,n}) = 2$ if $n \geq 5$. Hence $b(G) \geq 2$. For the sake of contradiction let us assume that $b(G) = 2$ and consider a 2-bend representation of G together with the induced 2-bend representations of all induced $K_{2,50}$ subgraphs. Furthermore, it is known [2] that in any EPG representation of $K_{2,n}$ at most 12 vertices of the n -bipartition class represent their two edges using the same or consecutive segments. Moreover the 2-bend paths of u and v together have at most 12 endpoints of segments. Thus at most another 12 white vertices contain an endpoint of u or v in the interior of a segment. Hence there are two consecutive white vertices, say u' and v' , that establish their edges with u and v with two distinct segments of the same direction, say vertically. Both these segments are completely contained in the corresponding segment of u and v .

Now the same argument can be applied to the $K_{2,50}$ subgraph induced by u' , v' , and 50 black vertices. Thus there are two consecutive black vertices, which we denote by x and y , that establish their two edges with u' and v' with two distinct segments of the same direction, each completely contained in the corresponding segment of u' and v' . Moreover, x and y intersect u' and v' on the same segment of u' and v' , respectively. We conclude that the paths of u' , v' , x , and y are positioned as the black bold paths in Fig. 5.

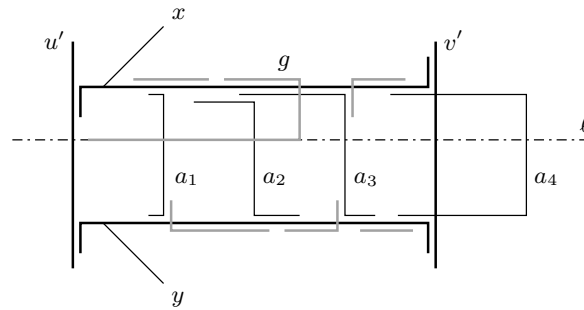


Fig. 5. A detail of a hypothetical 2-bend representation of G .

Now consider the subgraph H which is suspended between x and y . W.l.o.g. we assume that the segments which display x and y are horizontal. The graph H contains, aside from x and y , a set A of four black vertices denoted by a_1 , a_2 , a_3 , and a_4 , and a set B of six gray vertices, see the right of Fig. 4. Every vertex in $A \cup B$ is adjacent to x or y , but neither to u' nor to v' . Hence each edge of such a vertex with x or y is established horizontally. From the adjacencies between vertices in $A \cup B$ it follows that the vertical segments of a_1 , a_2 , a_3 , and a_4 appear in order – w.l.o.g. from left to right. Moreover the edge $\{a_2, a_3\}$ is not established vertically since a_2 has a private neighbor. W.l.o.g. assume that $\{a_2, a_3\}$ is established within the x -segment, see Fig. 5. Let us denote the gray vertex adjacent to a_2 , a_3 , and x by g .

It follows that the horizontal segment of g within the x -segment is completely covered by a_2 and a_3 and hence lies strictly between a_1 and a_4 . In consequence, the six white vertices that are adjacent to x and g , but not to a_2 or a_3 , intersect g on its *second horizontal* segment. Let us denote the set of eight white vertices, which are common neighbors of g and x by W and the horizontal line supporting at least six edges between g and W by ℓ . Evidently, the segment of g on ℓ crosses only one of $\{a_1, a_4\}$, but not both, say it does *not* cross a_4 , see Fig. 5.

The vertex in W that is adjacent to a_2 , respectively a_3 , is denoted by w_2 , respectively w_3 . One can check that for $i = 1, 2$ the edge between w_i and its white neighbor is established on ℓ and moreover that w_2 lies to the left of w_3 on ℓ . This implies that the white vertices inside the triangle $\{x, g, w_3\}$ intersect the horizontal x -segment to the right of a_4 . In order to establish their adjacency with g all these three paths contain the part of ℓ between a_3 and a_4 , making them pairwise adjacent, which in G they are not – a contradiction. \square

4 4-bend representation for planar graphs

We show that the bend-number of every planar graph is at most 4, improving the recent upper bound of 5 due to Biedl and Stern [2]. Our proof is constructive and can indeed be seen as a linear-time algorithm to find a 4-bend representation of any given planar graph. We use the folklore fact that every plane triangulation can be constructed from a triangle by successively glueing 4-connected triangulations into inner faces. In every step our algorithm constructs a 4-bend representation I' of a 4-connected triangulation G' and incorporates it into the already defined representation. The construction of I' is based on a well-known representation of subgraphs of 4-connected triangulations by touching axis-aligned rectangles. These are the basic steps of the algorithm:

- 1.) Fix some plane embedding of the given planar graph and add one vertex into each face to obtain a super-graph G that is a triangulation. If we find a 4-bend representation for G , removing the paths from it that correspond to added vertices, results in a 4-bend representation of the original graph.
- 2.) Construct a 4-bend representation of the outer triangle of G so that invariant I , presented ahead, is satisfied.
- 3.) Let I' and G' denote the so far defined 4-bend representation and the graph that is represented, respectively. The graph G' will always be a plane triangulation, which is an induced subgraph of G . We repeat the following two steps 4.) and 5.) until we end up with a 4-bend representation I of the entire triangulation G .
- 4.) Consider a triangle Δ which is an inner face of G' , but not of G . Let G_Δ be the unique 4-connected triangulated subgraph of G , which contains Δ and at least one vertex lying inside of it. (No vertex in G_Δ , except those in Δ , is represented in I' .)
- 5.) Construct a 4-bend path for every vertex in $G_\Delta \setminus \Delta$ and add it to the representation I' so that all edges of G_Δ are properly represented, i.e., I' is a

4-bend representation of $G' \cup G_\Delta$. Additionally, we ensure that our invariant is satisfied for every inner facial triangle of $G' \cup G_\Delta$.

The algorithm described above computes a 4-bend representation for every given planar graph. Moreover, steps 1.) to 3.) can easily be executed in linear time. For an efficient implementation of step 4.) we first identify all separating triangles of G , which can be in linear time [14]. The graph G_Δ then arises from G by removing all vertices in the exterior of the triangle Δ and all vertices in the interior of every remaining separating triangle different from Δ . This can for example be done in $\mathcal{O}(|V(G_\Delta)|)$ if G is stored with adjacency lists.

The crucial part is step 5.), i.e., the construction of a 4-bend representation of the 4-connected triangulation G_Δ . Our construction relies on a well-known geometric representation of proper subgraphs of 4-connected plane triangulations. Actually, we need the slight strengthening in Lemma 1 below. A *plane non-separating near-triangulation*, *NST* for short, is a plane graph on at least four vertices without separating triangles such that all inner faces are triangles and the outer face is a quadrangle. For example, if G is a plane 4-connected triangulation and $e = (u, w)$ an outer edge of G , then $G \setminus (u, w)$ is an NST.

Lemma 1. *Let $G = (V, E)$ be an NST. Then G can be represented as follows:*

- (a) *There is an axis-aligned rectangle $R(v)$ for every $v \in V$.*
- (b) *Any two rectangles are either disjoint or intersect on a line segment of non-zero length.*
- (c) *The rectangles $R(v)$ and $R(w)$ have a non-empty intersection if and only if (v, w) is an edge in G .*

Additionally, for every $v \in V$ there is a vertical segment t_v from the bottom to the top side of $R(v)$, such that the following holds:

- (d) *The segment t_v lies to the right of t_w for every $v \in V$ and $R(w)$ touching the top side of $R(v)$.*

Proof. It is well-known that every NST has a representation with touching rectangles, i.e., items (a)–(c) hold [16, 17, 20]. Moreover, those rectangles can be computed in linear time. We take such a rectangle representation and apply two modifications to it as illustrated in the top and bottom of Fig. 6, respectively. The modifications operate on the incidence relation of segments in the representation, that is, the inclusion-maximal horizontal and vertical lines. However, what follows is a more easily interpreted graphic image of the situation.

For the first modification we define for every *inner* rectangle $R(v)$ a line ℓ , like the dashed one in Fig. 6. To be precise, ℓ consists of two vertical rays, one starting at the contact between $R(v)$ and the leftmost rectangle touching the bottom side of $R(v)$, and one starting at the contact between $R(v)$ and the rightmost rectangle touching the top side of $R(v)$. Those vertical rays are connected inside $R(v)$, e.g., by a straight line segment. Then the plane is cut along ℓ and pulled apart to the left and right while extending every rectangle that has been cut by

ℓ . As soon as the lower ray in the right part lies to the right of the upper ray in the left part we define the segment t_v to lie between those two rays. Having applied this modification to every inner rectangle, each segment t_v is spanned between the rightmost rectangle touching the top of $R(v)$ and the leftmost rectangle touching the bottom of $R(v)$, for every $v \in V$.

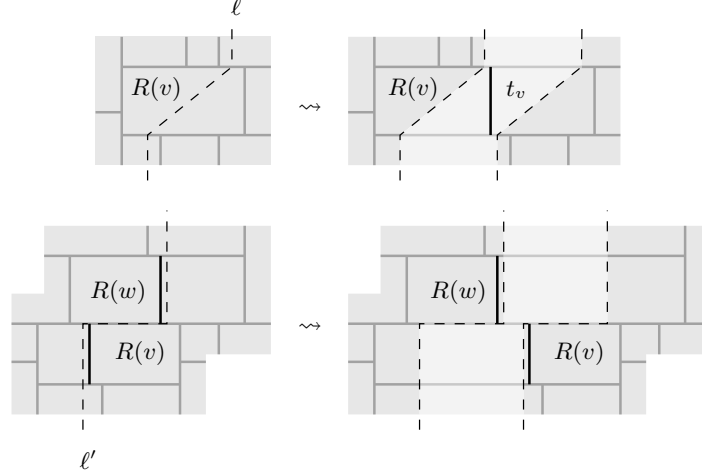


Fig. 6. Top: The modification at an inner rectangle and the positioning of the segment t_v . **Bottom:** The modification at a pair $R(v)$, $R(w)$, with $R(w)$ being the rightmost rectangle touching the top of $R(v)$.

For the second transformation another line ℓ' is defined for every pair of a rectangle $R(v)$ and its rightmost rectangle $R(w)$ touching the top side of $R(v)$. Again ℓ' contains two rays which both start in $R(v) \cap R(w)$. The ray emerging downwards starts to the left of t_v and the ray going upwards starts to the right of t_w . Both rays are connected by a straight line segment contained in $R(v) \cap R(w)$. Similarly to the first modification, the plane is cut along ℓ' and pulled apart (extending every rectangle that is cut by ℓ') until t_w lies to the left of t_v . Having applied this second modification to every pair of a rectangle $R(v)$ and its right-most top neighbor $R(w)$, condition **(d)** in Lemma 1 is fulfilled. Moreover, operating on the combinatorics of segments only, each modification can be done in constant time. Hence we obtain a linear-time algorithm, which completes the proof. \square

Remark 1. There is an alternative proof of Lemma 1 that, however, involves some concepts. It is known that rectangle representations are in bijection with so-called *transversal structures* [7]. Given a transversal structure, one can split a vertex v into two adjacent vertices v' and v'' , distribute the neighbors of v among v' and v'' to have a triangulation again, and carry over the transversal structure to the new graph. And all this can be done in such a way that in the

rectangle representation corresponding to the new transversal structure the right side of $R(v')$ coincides with the left side of $R(v'')$. In other words, $R(v') \cup R(v'')$ is a rectangle with a vertical segment t_v . This attempt directly gives a linear-time algorithm to compute a rectangle representation satisfying items (a)–(d) in Lemma 1.

We will refer to a set of rectangles satisfying (a)–(d) in Lemma 1 as a *rectangle representation of G* . Rectangle representations are also known as *rectangular duals*. It is easily seen that every inner (triangular) face $\Delta = \{u, v, w\}$ of G corresponds to a unique point in the plane given by $R(u) \cap R(v) \cap R(w)$, i.e., the common intersection of the three corresponding rectangles.

Now we describe our invariant mentioned in steps 2.) and 5.) above.

Invariant I: Let G' be a plane triangulation. A 4-bend representation Γ' of G' is said to *satisfy invariant I* if there are mutually disjoint regions, i.e., polygonal parts of the plane, associated with the inner facial triangles of G' . For each inner facial triangle $\Delta = \{u, v, w\}$ we require that inside *the region for Δ* there are segments s_u, s_v, s_w , and s_{uv} displaying u, v, w , and the edge $\{u, v\}$, respectively, such that (up to grid-symmetry) each of the following holds.

- (a) Segment s_u is vertical, s_v is horizontal, lying to the top-right of s_u .
- (b) Segment s_{uv} lies above s_u on the same grid line.
- (c) Segment s_w lies to the right of s_u and not to the left of s_v , and is of one of the following types
 - (i) s_w is vertical and sees s_u .
 - (ii) s_w is horizontal and sees s_v .

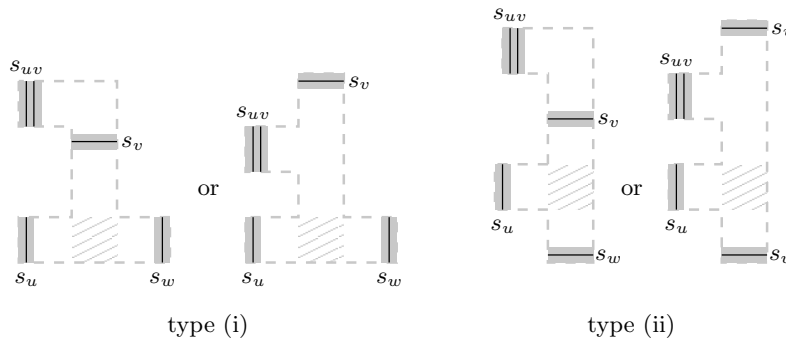


Fig. 7. The regions of type (i) and type (ii) for a triangle $\Delta = \{u, v, w\}$ (up to grid-symmetry). The part of the region that can be seen by each of s_u, s_v , and s_w is highlighted.

See Fig. 7 for an illustration. The regions are illustrated by the dashed line in Fig. 7. It is important that the regions in Fig. 7 may appear reflected and/or rotated by 90 degree.

Our algorithm to find a 4-bend representation of a planar graph executes steps 1.) to 5.) as described above. It is not difficult to find a 4-bend representation I' of a triangle in step 2.) which satisfies invariant I , see Fig. 8.

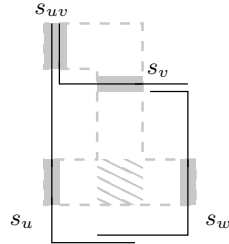


Fig. 8. An EPG representation of a triangle $\Delta = \{u, v, w\}$ satisfying invariant I of type (i).

Hence we only have to take care of step 5.), which boils down to the following.

Lemma 2. *Let $\{P(u), P(v), P(w)\}$ be a 4-bend representation of a triangle $\Delta = \{u, v, w\}$ which satisfies invariant I , and G be a 4-connected triangulation whose outer triangle is Δ . Then $\{P(u), P(v), P(w)\}$ can be extended to a 4-bend representation Γ of G which satisfies invariant I , such that every new 4-bend path, as well as the region for every inner face of G , lies inside the region for Δ . Moreover, such a representation can be found in linear time.*

Proof. For convenience we rotate and/or flip the entire representation such that the region for Δ is similar to one of Fig. 7, i.e., s_u and s_{uv} are the leftmost segments and s_{uv} lies above s_u . Define $G' = G \setminus \{u, w\}$ if the region for Δ is of type (i), and $G' = G \setminus \{v, w\}$ if the region for Δ is of type (ii). By Lemma 1 G' can be represented by rectangles so that conditions (a)–(d) are met. We put this rectangle representation into the part of the region for Δ which can be seen by each of s_u , s_v , and s_w . This part is highlighted in Fig. 7.

Now we explain how to replace the rectangle by a path for every vertex $i \neq u, v, w$ in G' . We start with a snake-like 4-bend path $P(i)$ within the rectangle corresponding to i . To be precise, $P(i)$ starts at the bottom-left corner of $R(i)$, goes up to the top-left corner, where it bends and goes right up to the segment t_i , which is defined in Lemma 1. Then $P(i)$ follows along t_i down to the bottom side of $R(i)$, where it bends and goes to the right up to the bottom-right corner and then up to the top-right corner. Afterwards, every path $P(i)$ is shortened at both ends by some amount small enough that no edge-intersection is lost. See Fig. 9 for an illustration. Note that if $R(j)$ touches the top side of $R(i)$, then the

paths $P(i)$ and $P(j)$ do have an edge-intersection because t_i lies to the right of t_j .

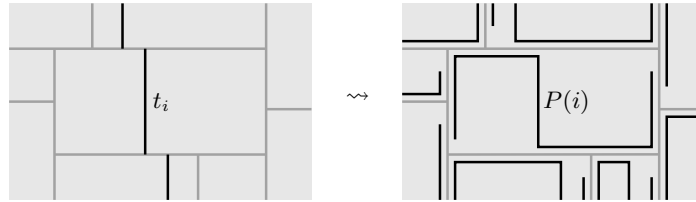


Fig. 9. The 4-bend snake-like path $P(i)$ within the rectangle $R(i)$ corresponding to i .

It is not difficult to see, that these snake-like paths form a 4-bend representation of $G' \setminus \{u, v, w\}$. The remaining edges in G' , i.e., those incident to u, v or w , are established by extending the paths corresponding to the neighbors of u, v and w in G' . What follows is illustrated with an example in Fig. 10. Let x be the unique⁴ neighbor of u and v in G . For every neighbor $i \neq x$ of v the upper horizontal segment of $P(i)$ is shifted up onto the segment s_v (extending the left and the middle vertical segment of $P(i)$). Similarly, for every neighbor $i \neq x$ of u the leftmost vertical segment of $P(i)$ is shifted to the left onto the segment s_u (extending the upper horizontal segment of $P(i)$). For the case $i = x$, the upper horizontal segment of $P(x)$ is shifted up onto some horizontal line through s_{uv} . Then the leftmost vertical segment of $P(x)$ is shifted to the left onto the segment s_{uv} , and shortened such that it is completely contained in s_{uv} . The paths of neighbors of w are extended according to the type of the region for Δ . If the region is of type (i), the rightmost vertical segment of $P(i)$ for every neighbor i of w is shifted to the right onto s_w . If the region is of type (ii), the lower horizontal segment of $P(i)$ is shifted down onto s_w . Let us again refer to Fig. 10 for an illustration.

Including the already given paths $P(u)$, $P(v)$, and $P(w)$ gives a 4-bend representation Γ of G . It is easy to see that Γ is indeed representing the graph G and that the above construction can be done in linear time.

It remains to show that Γ satisfies invariant I . We have to identify a region for every inner facial triangle of G , such that each region lies within the region for Δ and all regions are pairwise disjoint. Therefore let $\Delta' = \{u', v', w'\}$ be such an inner facial triangle. First, assume that none of $\{u', v', w'\}$ is a vertex of Δ . This is, Δ' consists of inner vertices only. Then the intersection $R(u') \cap R(v') \cap R(w')$ of the corresponding rectangles is a single point in the region for Δ . Moreover, exactly one of the three rectangles has its bottom-left or top-right corner at this point. Hence, the paths $P(u')$, $P(v')$ and $P(w')$ locally look like in one of the cases in Fig. 11. In the figure, for each case a region for $\Delta' = \{u', v', w'\}$ is highlighted. Note that these regions can be chosen to be pairwise disjoint.

⁴ There is no second such vertex, since G' has no separating triangles.

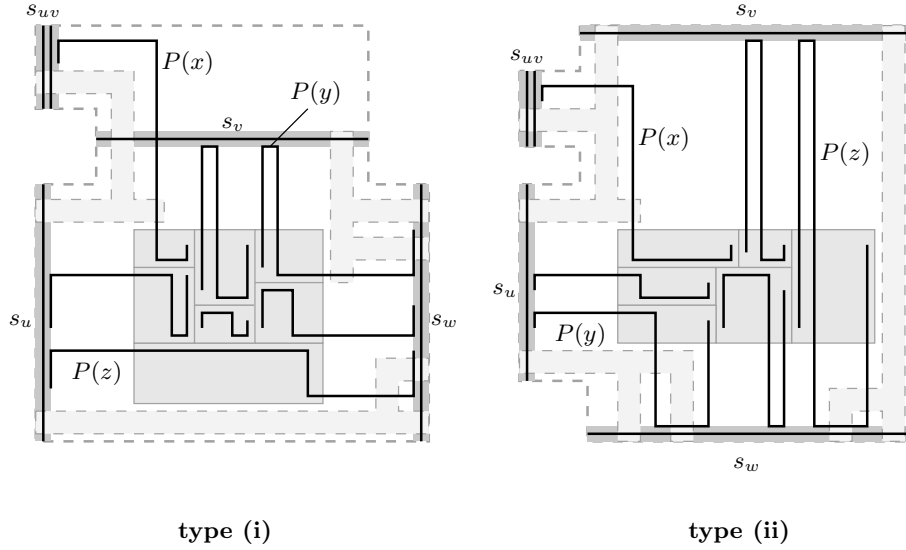


Fig. 10. Examples of the 4-bend representation Γ contained in the region for Δ . The new regions of the three facial triangles that contain two vertices from Δ are highlighted.

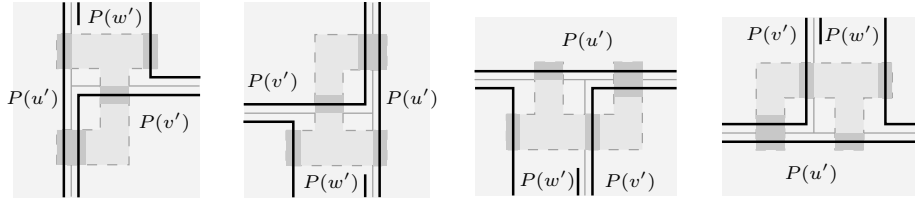


Fig. 11. The four possibilities for an inner face $\Delta' = \{u', v', w'\}$ of G with at most one vertex from Δ . The region for Δ' is highlighted.

Similarly, if exactly one of $\{u, v, w\}$ is a vertex in Δ' , then there is a point on the corresponding segment (s_u , s_v or s_w) where the paths $P(u')$, $P(v')$ and $P(w')$ locally look like in the previous case. Hence in this case we find a region for Δ' , too.

Finally, exactly three inner facial triangles in G contain exactly two outer vertices. The regions for these three faces are defined as highlighted in Fig. 10. More formally, the region for the triangle $\{u, v, x\}$ contains the segments s'_u , s'_v , s'_x , and s'_{uv} which are contained in s_u , s_v , the middle vertical segment of $P(x)$, and s_{uv} , respectively. The region for the triangle $\{u, w, y\}$ contains the segments s'_u , s'_w , s'_y , and s'_{wy} , which are contained in s_u , s_w , the lower horizontal (type (i)) or the middle vertical (type (ii)) segment of $P(y)$, and $P(y) \cap s_w$, respectively. Finally, the region for the triangle $\{v, w, z\}$ contains the segments s'_v , s'_w , s'_z ,

and s'_{wz} , which are contained in s_v, s_w , the lower horizontal (type (i)) or the rightmost vertical (type (ii)) segment of $P(z)$, and $P(z) \cap s_w$, respectively. All these regions are pairwise disjoint and completely contained in the region for Δ . We remark that even in case⁵ $x = y = z$ the above definitions of 4-bend paths and regions meet the required properties, see Fig. 12.

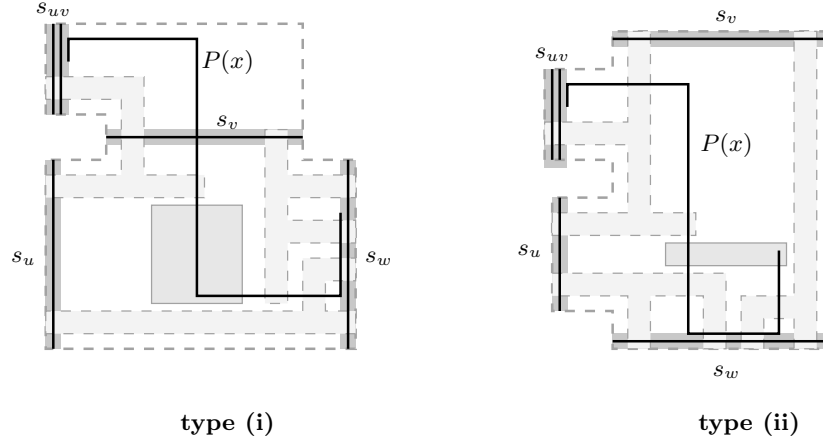


Fig. 12. The case $x = y = z$ for a type (i) region and a type (ii) region in the proof of Lemma 2.

Since G does not contain separating triangles, x, y , and z either all coincide or are pairwise distinct, which completes the proof of the lemma. \square

Lemma 2 gives a construction as required in step 5.) of our algorithm. Hence, we have proved our main theorem.

Theorem 3. *The bend-number of a planar graph is at most 4. Moreover, a 4-bend representation can be found in linear time.*

Putting Theorem 3 and Proposition 1 together we have shown the following.

Theorem 4. *In an EPG representation of a planar graph 4-bend paths are always sufficient and 3-bend paths are sometimes necessary, i.e., the maximum bend-number among all planar graphs is 3 or 4.*

5 Conclusions

Although we could raise the previously known lower and upper bound, it remains open to determine the maximum bend-number of planar graphs.

⁵ This happens if and only if $G = K_4$.

Conjecture 1. There is a planar graph G , such that every EPG representation of G contains at least one path with four bends.

Another interesting class of representations is as edge-intersection graphs of arbitrary polygonal paths. It is straight-forward to obtain a 4-bend representation from a representation of touching \top s and \perp s [5]. What is the right answer?

References

1. Andrei Asinowski and Andrew Suk, *Edge intersection graphs of systems of paths on a grid with a bounded number of bends*, Discrete Appl. Math. **157** (2009), no. 14, 3174–3180.
2. Therese Biedl and Michal Stern, *On edge-intersection graphs of k -bend paths in grids*, Discrete Math. Theor. Comput. Sci. **12** (2010), no. 1, 1–12.
3. Hans L. Bodlaender, *A partial k -arboretum of graphs with bounded treewidth*, Theoret. Comput. Sci. **209** (1998), no. 1-2, 1–45.
4. Martin L. Brady and Majid Sarrafzadeh, *Stretching a knock-knee layout for multilayer wiring*, IEEE Trans. Comput. **39** (1990), no. 1, 148–151.
5. Hubert de Fraysseix, Patrice Ossona de Mendez, and Pierre Rosenstiehl, *On triangle contact graphs*, Combin. Probab. Comput. **3** (1994), no. 2, 233–246.
6. Ehab S. El-Mallah and Charles J. Colbourn, *On two dual classes of planar graphs*, Discrete Math. **80** (1990), no. 1, 21–40.
7. Éric Fusy, *Combinatoire des cartes planaires et applications algorithmiques*, PhD Thesis, 2007.
8. Martin C. Golumbic, Marina Lipshteyn, and Michal Stern, *Representing edge intersection graphs of paths on degree 4 trees*, Discrete Math. **308** (2008), no. 8, 1381–1387.
9. ———, *Edge intersection graphs of single bend paths on a grid*, Networks **54** (2009), no. 3, 130–138.
10. Daniel Gonçalves and Pascal Ochem, *On some arboricities in planar graphs*, Electronic Notes in Discrete Mathematics **22** (2005), 427 – 432, 7th International Colloquium on Graph Theory.
11. András Gyárfás and Douglas West, *Multitrack interval graphs*, Proceedings of the Twenty-sixth Southeastern International Conference on Combinatorics, Graph Theory and Computing (Boca Raton, FL, 1995), vol. 109, 1995, pp. 109–116.
12. Frank Harary and William T. Trotter, Jr., *On double and multiple interval graphs*, J. Graph Theory **3** (1979), no. 3, 205–211.
13. Daniel Heldt, Kolja Knauer, and Torsten Ueckerdt, *Edge-intersection graphs of grid paths – the bend-number*, preprint, arXiv:1009.2861v1 [math.CO], 2010.
14. Alon Itai and Michael Rodeh, *Finding a minimum circuit in a graph*, SIAM Journal on Computing **7** (1978), no. 4, 413–423.
15. Alexandr V. Kostochka and Douglas B. West, *Every outerplanar graph is the union of two interval graphs*, Proceedings of the Thirtieth Southeastern International Conference on Combinatorics, Graph Theory, and Computing (Boca Raton, FL, 1999), vol. 139, 1999, pp. 5–8.
16. Krzysztof Koźmiński and Edwin Kinnen, *Rectangular dual of planar graphs*, Networks **15** (1985), no. 2, 145–157.
17. Yen-Tai Lai and Sany M. Leinwand, *An algorithm for building rectangular floorplans*, 21st Design Automation Conference (DAC '84), 1984, pp. 663–664.

18. Bernard Ries, *Some properties of edge intersection graphs of single bend path on a grid*, *Electronic Notes in Discrete Mathematics* **34** (2009), 29 – 33, European Conference on Combinatorics, Graph Theory and Applications (EuroComb 2009).
19. Edward R. Scheinerman and Douglas B. West, *The interval number of a planar graph: three intervals suffice*, *J. Combin. Theory Ser. B* **35** (1983), no. 3, 224–239.
20. Peter Ungar, *On diagrams representing maps*, *Journal of the London Mathematical Society* **28** (1953), 336–342.