



EVOLUTION OF THE SURVEY RESULTS OF INCOMING STUDENTS (2015-2018)

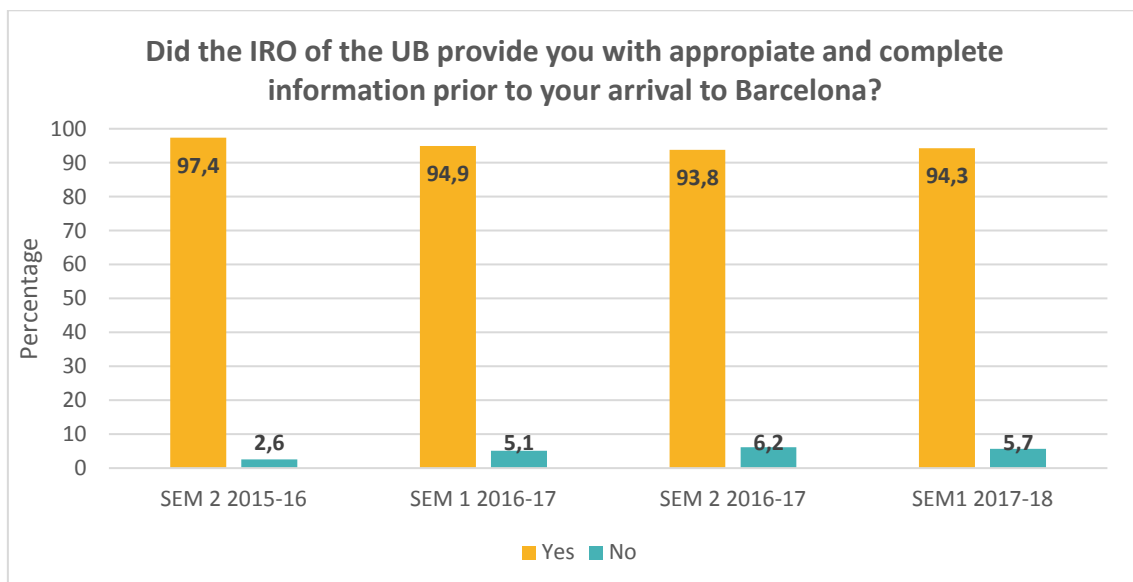
Glossary of terms

IRO: International Relations Office

SEM 1: Fall or First Semester

SEM 2: Spring or Second Semester

The purpose of this report is to present the results of the survey of incoming students during the last three years, regarding those questions about their opinion on the assistance provided by the International Relations Office of the Faculty of Economics and Business.



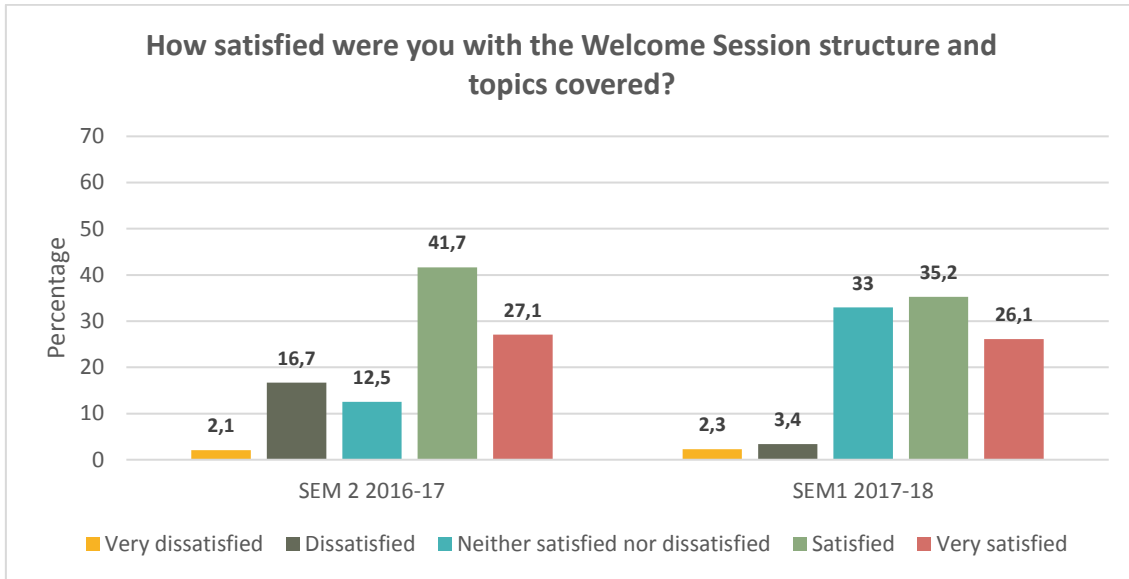
Note:

SEM 2 2015-16: Number of incoming students: 150 / Total responses: 76

SEM 1 2016-17: Number of incoming students: 222 / Total responses: 98

SEM 2 2016-17: Number of incoming students: 159 / Total responses: 48

SEM 1 2017-18: Number of incoming students: 143 / Total responses: 88

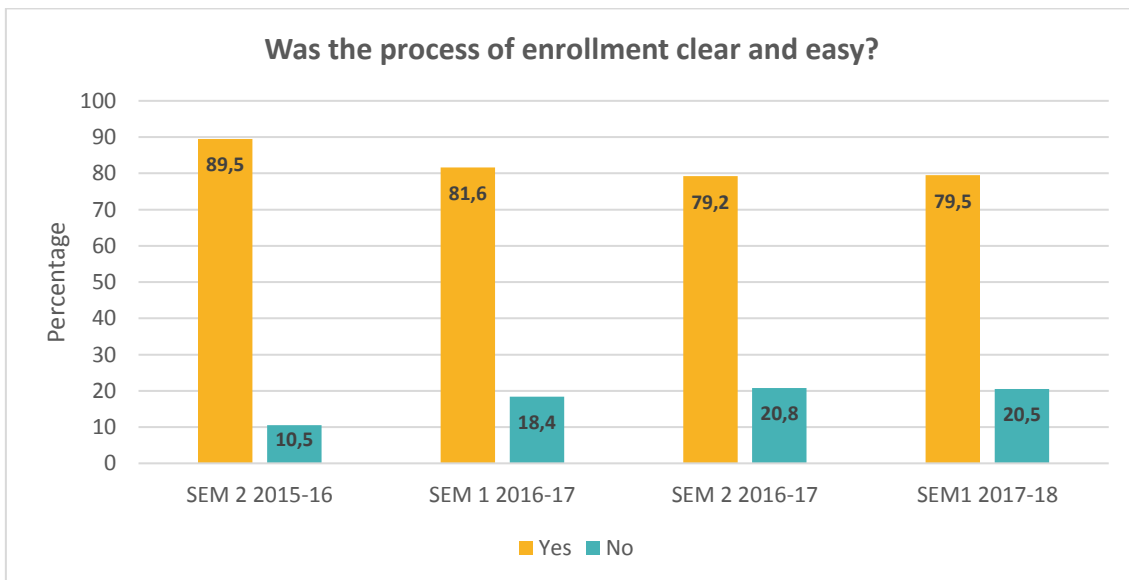


Note:

SEM 2 2016-17: Number of incoming students: 159 / Total responses: 48

SEM 1 2017-18: Number of incoming students: 143 / Total responses: 88

No data available neither for the SEM2 2015-16 nor for the SEM1 2016-17.



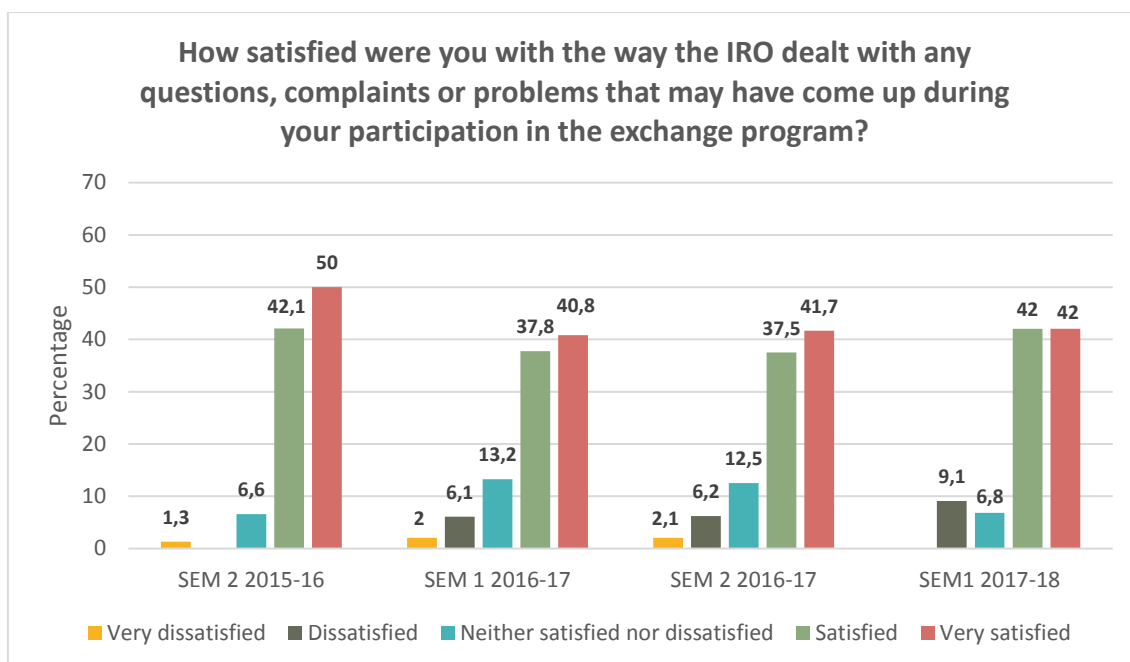
Note:

SEM 2 2015-16: Number of incoming students: 150 / Total responses: 76

SEM 1 2016-17: Number of incoming students: 222 / Total responses: 98

SEM 2 2016-17: Number of incoming students: 159 / Total responses: 48

SEM 1 2017-18: Number of incoming students: 143 / Total responses: 88



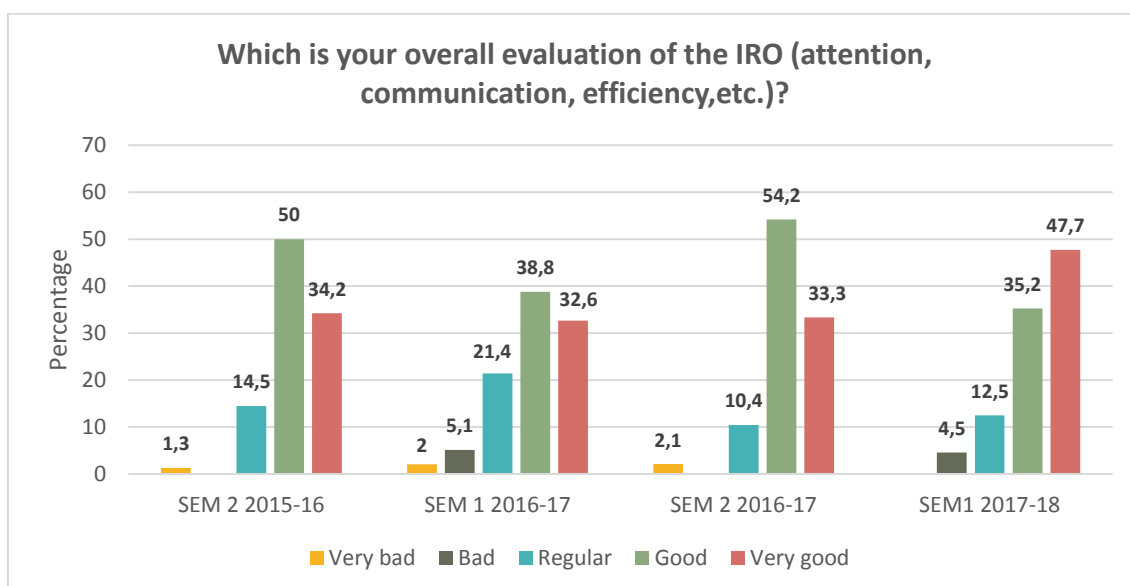
Note:

SEM 2 2015-16: Number of incoming students: 150 / Total responses: 76

SEM 1 2016-17: Number of incoming students: 222 / Total responses: 98

SEM 2 2016-17: Number of incoming students: 159 / Total responses: 48

SEM 1 2017-18: Number of incoming students: 143 / Total responses: 88



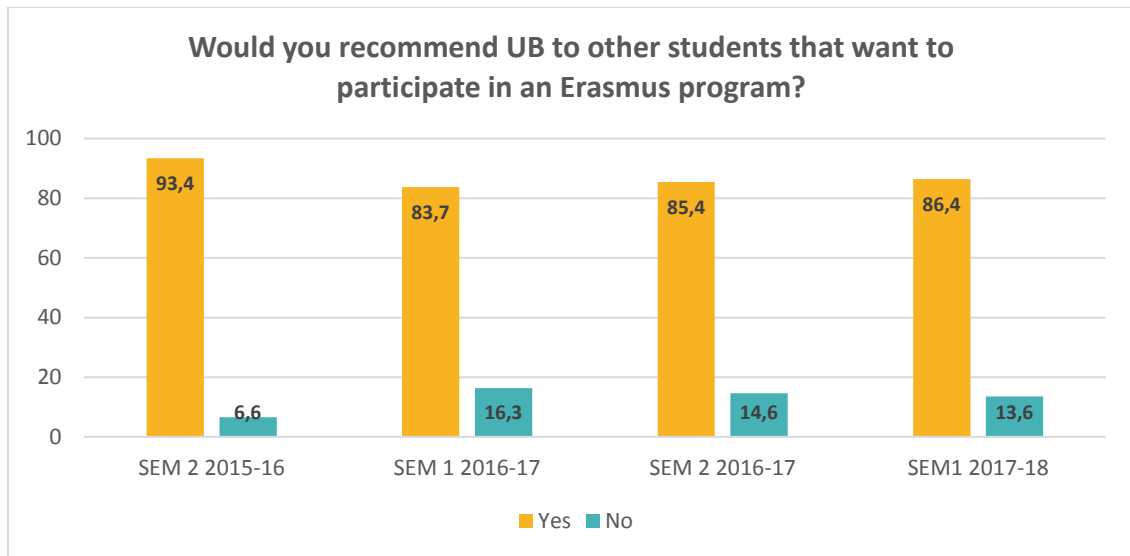
Note:

SEM 2 2015-16: Number of incoming students: 150 / Total responses: 76

SEM 1 2016-17: Number of incoming students: 222 / Total responses: 98

SEM 2 2016-17: Number of incoming students: 159 / Total responses: 48

SEM 1 2017-18: Number of incoming students: 143 / Total responses: 88



Note:

SEM 2 2015-16: Number of incoming students: 150 / Total responses: 76

SEM1 2016-17: Number of incoming students: 222 / Total responses: 98

SEM 2 2016-17: Number of incoming students: 159 / Total responses: 48

SEM 1 2017-18: Number of incoming students: 143 / Total responses: 88